

Excellent Integrated System Limited

Stocking Distributor

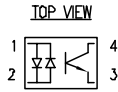
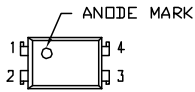
Click to view price, real time Inventory, Delivery & Lifecycle Information:

[Lumex, Inc.](#)
[OCP-PCT124/A](#)

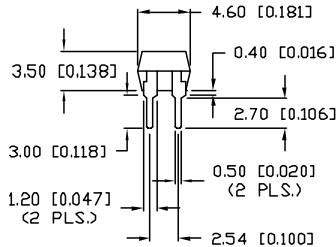
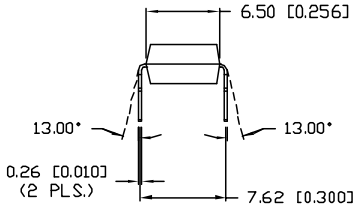
For any questions, you can email us directly:
sales@integrated-circuit.com

UNCONTROLLED DOCUMENT

PART NUMBER		REV.
OCP-PCT124/A		A
REV.	E.C.N. NUMBER AND REVISION COMMENTS	DATE
A	E.C.N. #10BRDR. & #10776.	8.16.01



- NOTES:
1. ANODE/CATHODE
 2. CATHODE/ANODE
 3. EMITTER
 4. COLLECTOR



ELECTRO-OPTICAL CHARACTERISTICS (Ta=25°C)

PARAMETER	SYMBOL	CONDITIONS	MIN	TYP	MAX	UNITS
I FORWARD VOLTAGE	V _f	I _f =±20mA	-	1.2	1.4	V
PEAK FORWARD VOLTAGE	V _{fM}	I _{fM} =±0.5A	-	-	3.5	V
TERMINAL CAPACITANCE	C _t	V=0, f=1kHz	-	30	-	pF
O COLLECTOR DARK CURRENT	I _{ce0}	V _{ce} =20V, I _f =0	-	-	10 ⁻⁷	A
T CURRENT TRANSFER RATIO	CRT	I _f =±1mA, V _{ce} =5V	60	-	600	%
COLLECTOR-EMITTER SATURATION VOLTAGE	V _{ce(sat)}	I _f =±20mA, I _c =1mA	-	0.1	0.3	V
ISOLATION RESISTANCE	R _{iso}	DC500V	5x10 ¹⁰	10 ¹¹	-	ohm
FLOATING CAPACITANCE	C _f	V=0, f=1MHz	-	0.6	1.0	pF
CUT-OFF FREQUENCY	f _c	V _{ce} =5V, I _c =2mA, R _L =100ohm	-	80	-	kHz
RESPONSE TIME (RISE)	t _r	V _{ce} =2V, I _c =2mA, R _L =100ohm	-	5	20	μS
RESPONSE TIME (FALL)	t _f	V _{ce} =2V, I _c =2mA, R _L =100ohm	-	4	20	μS

I=INPUT, O=OUTPUT, T=TRANSFER CHARACTERISTICS.

*UNLESS OTHERWISE SPECIFIED TOLERANCES PER DECIMAL PRECISION ARE: X=±1 (±0.039), XX=±0.5 (±0.020), XXX=±0.25 (±0.010), XXXX=±0.127 (±0.005). LEAD SIZE=±0.05 (±0.002), LEAD LENGTH=±0.75 (±0.030). MIN.=^{+DECIMAL PRECISION}_{-0.00} MAX.=^{+0.00}_{-DECIMAL PRECISION}

ABSOLUTE MAXIMUM RATINGS (Ta=25°C)

PARAMETER	SYMBOL	MAX	UNITS
I FORWARD CURRENT	I _f	±50	mA
PEAK FORWARD CURRENT	I _{fM}	±1	A
POWER DISSIPATION	P _d	70	mW
O COLLECTOR-EMITTER VOLTAGE	V _{ceo}	60	V
EMITTER-COLLECTOR VOLTAGE	V _{eco}	6	V
COLLECTOR CURRENT	I _c	50	mA
COLLECTOR POWER DISSIPATION	P _c	150	mW
TOTAL POWER DISSIPATION	P _{tot}	200	mW
ISOLATION VOLTAGE 1 MIN.	V _{iso}	5000	V _{RMS}
OPERATING TEMP.	T _{opr}	-30 TO +100	°C
STORAGE TEMP.	T _{stg}	-55 TO +125	°C
SOLDERING TEMP.	T _{sol}	+260	°C
2.0mm FROM BODY		10 SEC. MAX	

I=INPUT, O=OUTPUT.

UNCONTROLLED DOCUMENT

REV.	PART NUMBER
A	OCP-PCT124/A
4 PIN DIP SINGLE CHANNEL PHOTOCOUPLER, BIPOLAR INPUT, TRANSISTOR OUTPUT WITHOUT EXTERNAL BASE CONNECTION.	

CONFIDENTIAL INFORMATION
 THE INFORMATION CONTAINED IN THIS DOCUMENT IS THE PROPERTY OF LUMEX INC. EXCEPT AS SPECIALLY AUTHORIZED IN WRITING BY LUMEX INC. THE HOLDER OF THIS DOCUMENT SHALL KEEP ALL INFORMATION CONTAINED HEREIN CONFIDENTIAL AND SHALL PROTECT SAME IN WHOLE OR IN PART FROM DISCLOSURE AND DISSEMINATION TO ALL THIRD PARTIES.

RELIABILITY NOTE
 OUR MANY YEARS OF EXPERIENCE DATA ACCUMULATION INDICATE THAT SOLDER HEAT IS A MAJOR CAUSE OF EARLY AND FUTURE FAILURE. PLEASE PAY ATTENTION TO YOUR SOLDERING PROCESS.



290 E. HELEN ROAD
 PALATINE, IL 60067-6976
 PHONE: +1.847.359.2790
 US WEB: www.lumex.com
 TW WEB: www.lumex.com.tw

DRAWN BY:	CHECKED BY:	APPROVED BY:	DATE:
CT			9.29.99
			PAGE: 1 OF 1
			SCALE: N/A