

## Excellent Integrated System Limited

Stocking Distributor

Click to view price, real time Inventory, Delivery & Lifecycle Information:

[CNC Tech](#)  
[210-1-40-006](#)

For any questions, you can email us directly:  
[sales@integrated-circuit.com](mailto:sales@integrated-circuit.com)

REVISION DATA		
REV	DESCRIPTION	DATE
A0	NEW DRAWING	2010-04-01

### Technical Data

**Material:**

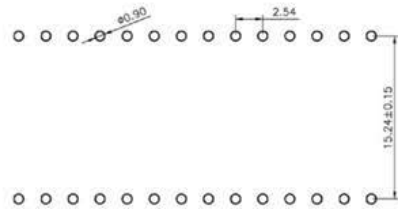
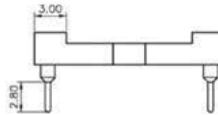
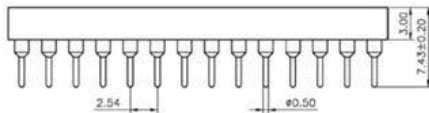
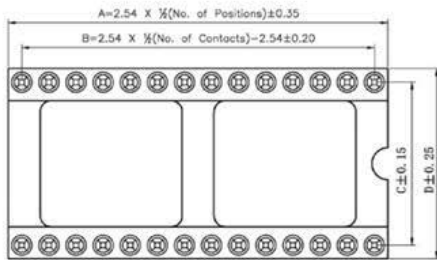
Pin(outer sleeve): Brass,machined CuZn38Pb2  
 Clip(contact 4 finger): Beryllium copper,heat treated  
 Plating(outer sleeve):  
 Tin plated:2µm/80µ"Ni, 5µm/200µ"Sn  
 Plating(contact): 2µm/80µ"nickel, full gold  
 Insulator black(housing): PBT (UL94V-0)

**Electrical:**

Current rating: 3Amps/contact max.  
 Contact resistance: ≤4mΩ/contact  
 Insulation resistance: ≥1000MΩ at V=100V  
 Operating voltage: 60VAC/DC

**Mechanical:**

Average insertion force with steel pin of Ø0.43mm/0.017": <250g  
 Average withdrawal force with steel pin of Ø0.43mm/0.017": >90g min.  
 Mechanical life cycle:min.200  
 Operating temperature: Tin plated:-40° C to+105° C  
 Soldering temperature: +260° C,10s max



PIN NO.	DIM A	DIM B	DIM C	DIM D
24	30.48	27.94	15.24	17.78
28	35.56	33.02	15.24	17.78
32	40.64	38.1	15.24	17.78
40	50.8	48.26	15.24	17.78
48	60.69	58.42	15.24	17.78

CnC Tech, LLC			
Industrial Cable and Connector Technology			
TOLERANCE	PROJECTON		TITLE:
ANGLE ± 5°	DATE :	2010-04-01	2.54mmPitch IC Sockets Straight DIP Spacing 15.24mm Pin Length 7.43mm
X.XXX ± 0.10	DRAWN :	LiKui	PART NO: 210-1-XX-006
X.XX ± 0.20	CHECKED :		DRAWING NO:
X.X ± 0.30	APPROVED :		REV: A0 UNIT: mm SCALE: 3:1 SIZE: A4
X. ± 0.50			