

Excellent Integrated System Limited

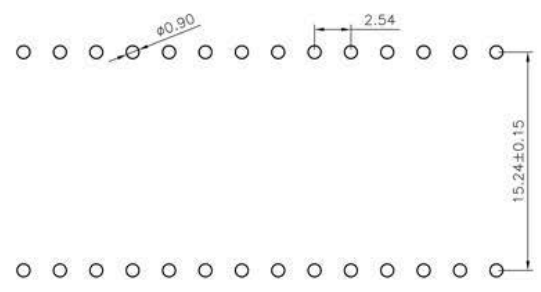
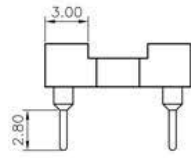
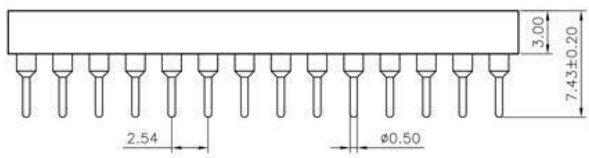
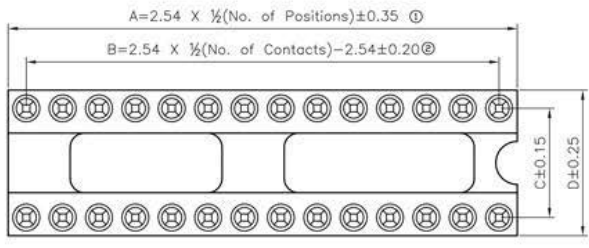
Stocking Distributor

Click to view price, real time Inventory, Delivery & Lifecycle Information:

[CNC Tech](#)
[211-1-06-003](#)

For any questions, you can email us directly:
sales@integrated-circuit.com

REVISION DATA		
REV	DESCRIPTION	DATE
A0	NEW DRAWING	2010-04-01



PIN NO	DIM'A	DIM'B	DIM'C	DIM'D
6	7.62	5.08	7.62	10.16
8	10.16	7.62	7.62	10.16
14	17.78	15.24	7.62	10.16
16	20.32	17.76	7.62	10.16
18	22.86	20.32	7.62	10.16
20	25.40	22.86	7.62	10.16

Technical Data

Material:
 Pin(outer sleeve): Brass,machined CuZn38Pb2
 Clip(contact 4 finger): Beryllium copper,heat treated
 Plating(outer sleeve):
 Tin Plated:2µm/80µ"nickel , 5µm/200µ"Sn
 Plating(contact): 2µm/80µ"nickel, 0.25µm/10µ"Au
 Insulator black(housing): PBT (UL94V-0)

Electrical:
 Current rating: 3Amps/contact max.
 Contact resistance: ≤ 4mΩ/contact
 Insulation resistance: ≥ 1000MΩ at V=100V
 Operating voltage: 60VAC/DC

Mechanical:
 Average insertion force with steel pin of Ø0.43mm/0.017": <250g
 Average withdrawal force with steel pin of Ø0.43mm/0.017": >90g min.
 Mechanical life cycle:min.200
 Operating temperature: Gold Plated:-55° C to +105° C
 Soldering temperature: +220° C, 10s max(PBT)

CnC Tech ,LLC			
Industrial Cable and Connector Technology			
TOLERANCE	PROJECTON		TITLE:
ANGLE ± 5°	DATE :	2010-04-01	2.54mmPitch IC Sockets StraightDIP Spacing
X.XXX ± 0.10	DRAWN :	LiKui	15.24mm Pin Length 7.43mm 10u' Plating
X.XX ± 0.20	CHECKED :		PART NO: 211-1-XX-003
X.X ± 0.30	APPROVED :		DRAWING NO:
X. ± 0.50			REV: A0 UNIT: mm SCALE: 3:1 SIZE: A4