

## Excellent Integrated System Limited

Stocking Distributor

Click to view price, real time Inventory, Delivery & Lifecycle Information:

[CNC Tech](#)  
[215-1-24-006](#)

For any questions, you can email us directly:  
[sales@integrated-circuit.com](mailto:sales@integrated-circuit.com)

REVISION DATA

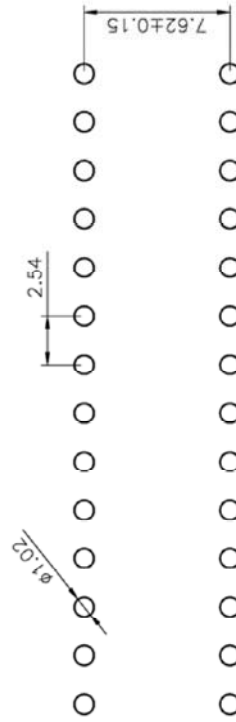
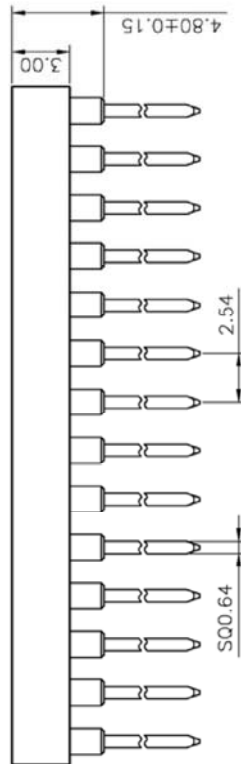
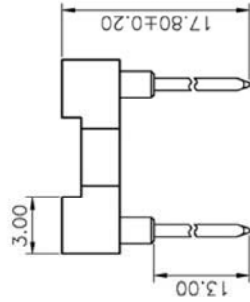
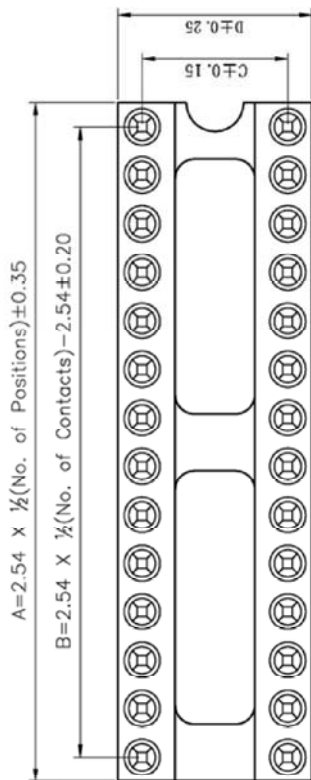
REV	DESCRIPTION	DATE
A0	NEW DRAWING	2010-04-01

Technical Data

**Material:**  
 Pin(outer sleeve): Brass,machined CuZn38Pb2  
 Clip(contact 4 finger): Beryllium copper,heat treated  
 Plating(outer sleeve):  
 Tin plated:2μm/80μ"Ni, 5μm/200μ"Sn  
 Gold Plated:2μm/80μ"nickelfull gold  
 Plating(contact): 2μm/80μ"nickel, gold or Tin plated  
 Insulator black(housing): PBT (UL94V-0)

**Electrical:**  
 Current rating: 3Amps/contact max.  
 Contact resistance: ≤4mΩ/contact  
 Insulation resistance: ≥1000MΩ at V=100V  
 Operating voltage: 60VAC/DC

**Mechanical:**  
 Average insertion force with steel pin of  
 Ø0.43mm/0.17": <250g  
 Average withdrawal force with steel pin of  
 Ø0.43mm/0.17": >90g min.  
 Mechanical life cycle:min.200  
 Operating temperatures: Gold Plated:-55° C to+105° C  
 Tin plated:-40° C to+105° C  
 Soldering temperature: +220° C, 10s max



P.C.B LAYOUT

PIN NO.	DIM A	DIM B	DIM C	DIM D
24	30.48	27.94	15.24	17.78
28	35.56	33.02	15.24	17.78
32	40.64	38.1	15.24	17.78
40	50.8	48.26	15.24	17.78

Cnc Tech, LLC  
 Industrial Cable and Connector Technology

TOLERANCE	PROJECTON	TITLE:
ANGLE ±5°	20.10-04-01	2.54mmPitch IC Sockets Straight
X.XXX ±0.10	LiKui	DIP Spacing 7.62mm Pin Length 17.80mm
X.XX ±0.20	CHECKED :	PART NO: 215-1-XX-006
X.X ±0.30	APPROVED :	DRAWING NO:
X. ±0.50	REV: A0	UNIT: mm
		SCALE: 3:1
		SIZE: A4