



**Distributor of Amphenol Commercial Products: Excellent Integrated System Limited**  
Datasheet of L717DD50PU - D-Sub Connector Plug, Male Pins 50 Position Through Hole  
Solder

Contact us: [sales@integrated-circuit.com](mailto:sales@integrated-circuit.com) Website: [www.integrated-circuit.com](http://www.integrated-circuit.com)

---

## **Excellent Integrated System Limited**

Stocking Distributor

Click to view price, real time Inventory, Delivery & Lifecycle Information:

[Amphenol Commercial Products](#)  
[L717DD50PU](#)

For any questions, you can email us directly:  
[sales@integrated-circuit.com](mailto:sales@integrated-circuit.com)

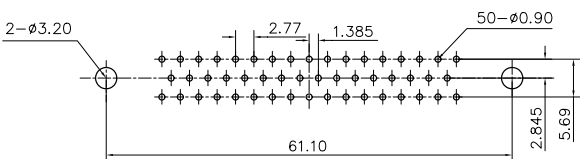
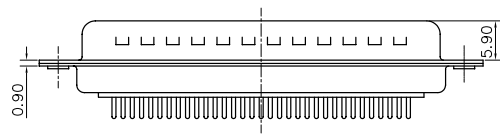
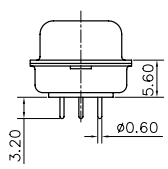
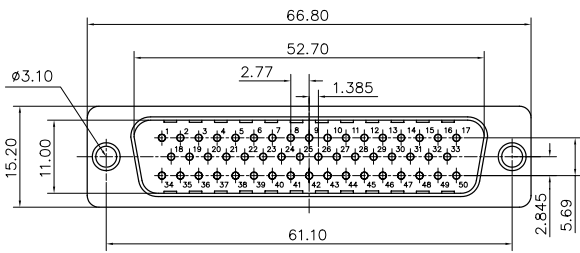
This document is the property of Amphenol Corporation and is intended for the express condition that it is not to be disclosed, reproduced or used, in whole or in part, for manufacturing or sale by anyone other than Amphenol Corporation without its prior consent. A that no right is granted to disclose or to use any information in this document.

Contact us: [sales@integrated-circuit.com](mailto:sales@integrated-circuit.com) Website: [www.integrated-circuit.com](http://www.integrated-circuit.com)

REVISIONS				
SYM	ECN	DESCRIPTION	DATE	APPROVED
			01/17/08	

**D-SUB TECHNICAL DATA**

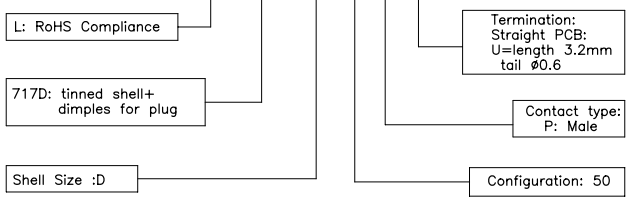
SHELL : Steel 2.5um (100u") min tin over 1.25um (50u") min nickel  
 BODY : Glass filled thermoplastic.  
 Flame retardant to UL94 V-0 Color Black  
 CONTACTS : Brass.  
 0.1um (4u") min gold over 1.25um (50u") min nickel  
 ELECTRICAL : Voltage rating : 1000 V RMS at 50 Hz  
 Current rating 7.5A.  
 Insulation resistance >5000 M Ohms  
 Contact resistance 20 mOhms max.  
 CLIMATIC : Temperature range -55 °C up to 85°C, peaks at 125°C  
 Damp heat 21 days(40 °C-95% HR)  
 MARKING : Amphenol-...(Series No.)  
 Commercial reference  
 Manufacturing date



RECOMMENDED P.C.B LAYOUT  
 (TOLERANCE +/-0.03)

**PRODUCT CODE**

**L 717D D 50 P U**



**Customer drawing**

UNLESS OTHERWISE SPECIFIED <b>TOLERANCES</b> U.S. METRIC .X +/- 0.50 .XX +/- 0.30 .XXX +/- 0.20 FRACTIONS +/- ANGLES +/- 2° FOR MATERIALS AND FINISHES SEE NOTES REMOVE SHARP EDGES DIMENSIONS U.S. INCHES METRIC MM	APPROVAL DRAWN CHECKED CHECKED	DATE 01/17/08 01/17/08	TITLE Machined contacts connector, D series
	DRAWING FILE :	SIZE A4	
ANGLE OF PROJECTION 		SCALE NONE	REV. A SHEET 1 OF 1