

## Excellent Integrated System Limited

Stocking Distributor

Click to view price, real time Inventory, Delivery & Lifecycle Information:

[Amphenol Commercial Products](#)

[U77-A261M-2071](#)

For any questions, you can email us directly:

[sales@integrated-circuit.com](mailto:sales@integrated-circuit.com)

MATERIAL:

CAGE:  
COPPER ALLOY

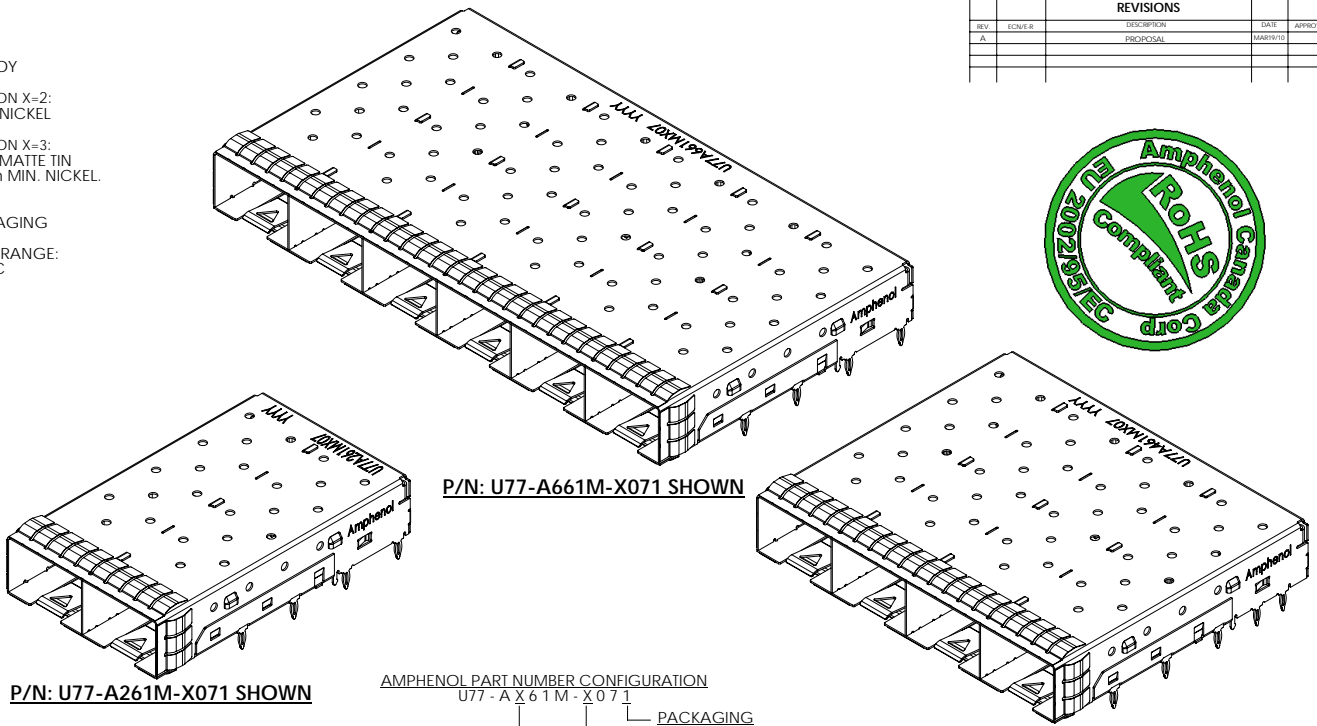
PLATING OPTION X=2:  
2.54um MIN. NICKEL

PLATING OPTION X=3:  
3.81um MIN. MATTE TIN  
OVER 1.27um MIN. NICKEL.

PACKAGING:  
TRAY PACKAGING

TEMPERATURE RANGE:  
-40C TO +85C

| REVISIONS |          |             |               |
|-----------|----------|-------------|---------------|
| REV.      | ECN/E.A. | DESCRIPTION | DATE APPROVED |
| A         |          | PROPOSAL    | MAR19/10      |



AMPHENOL PART NUMBER CONFIGURATION

U77 - A X 6 1 M - X 0 7 1

- PACKAGING  
1 = TRAY PACKAGING
- PLATING  
2 = NICKEL PLATING  
3 = MATTE TIN PLATING
- NUMBER OF PORTS  
2 = 2 PORTS  
4 = 4 PORTS  
6 = 6 PORTS

**P/N: U77-A261M-X071 SHOWN**

**P/N: U77-A461M-X071 SHOWN**

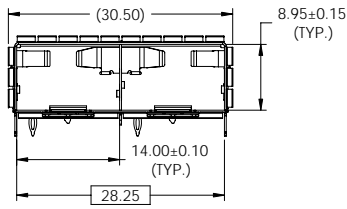
**DO NOT SCALE DRAWING**

THIS DOCUMENT CONTAINS PROPRIETARY INFORMATION AND SUCH INFORMATION MAY NOT BE DISCLOSED TO OTHERS FOR ANY PURPOSE OR USED FOR MANUFACTURING PURPOSES WITHOUT PERMISSION FROM AMPHENOL CANADA CORP.

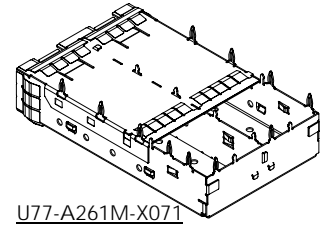
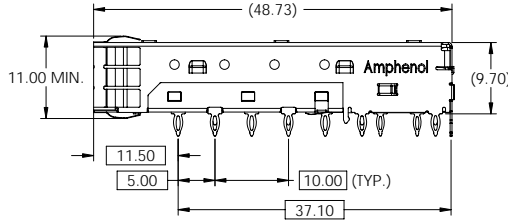
| UNLESS OTHERWISE SPECIFIED DIMENSIONS ARE IN MILLIMETERS TOLERANCES ARE: |        | APPROVALS  | DATE       | Amphenol Canada Corp.     |
|--------------------------------------------------------------------------|--------|------------|------------|---------------------------|
| DECIMALS                                                                 | ANGLES | DRAWN      | J SI       | MAR18/10                  |
| X.X ± 0.25                                                               | ± 1°   | DESIGNED   |            |                           |
| X.XX ± 0.25                                                              |        | CHECKED    |            |                           |
| MATERIAL AND FINISH                                                      |        | DATE APP'D |            |                           |
| SEE NOTE 1                                                               |        |            |            |                           |
| REF                                                                      |        | DATE APP'D |            |                           |
| CODE/REV. NO.                                                            | 03554  | DATE APP'D |            |                           |
|                                                                          |        |            | REV. A3    | DWG. NO. P-U77-AX61M-X071 |
|                                                                          |        |            | SCALE: 2:1 | PROJECT                   |
|                                                                          |        |            |            | REV. A                    |
|                                                                          |        |            |            | 1 OF 10                   |

1XN SFP+ CAGE SPRING FINGER EMI, WITH EXTRA BOTTOM GROUND FINGERS (NO MID G-PINS)

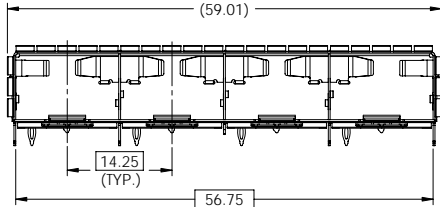
| REVISIONS |       |             |               |
|-----------|-------|-------------|---------------|
| REV.      | SCALE | DESCRIPTION | DATE APPROVED |
| A         |       | PROPOSAL    | MAR18/10      |
|           |       |             |               |
|           |       |             |               |



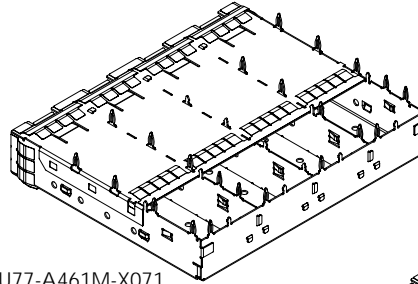
U77-A261M-X071



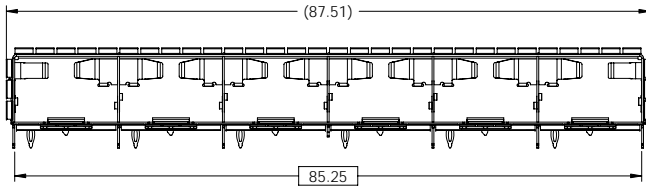
U77-A261M-X071



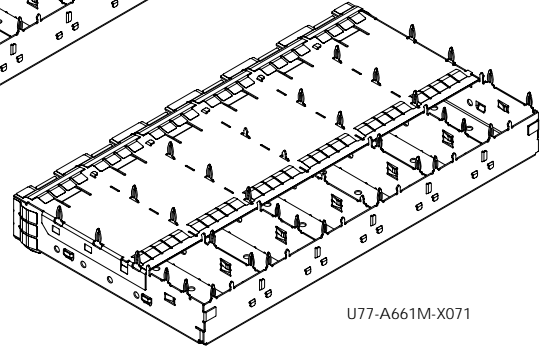
U77-A461M-X071



U77-A461M-X071



U77-A661M-X071

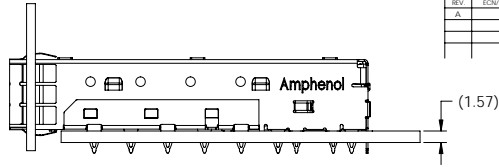


U77-A661M-X071

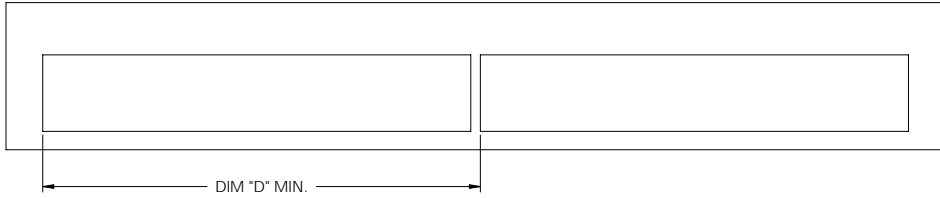
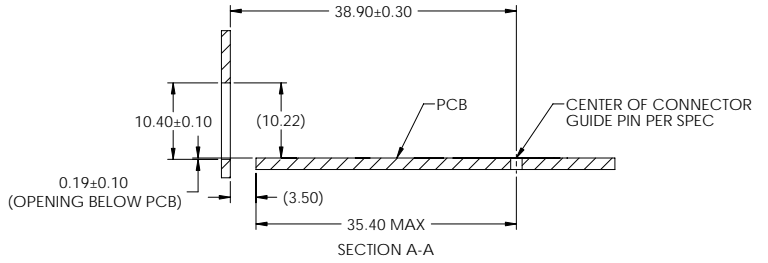
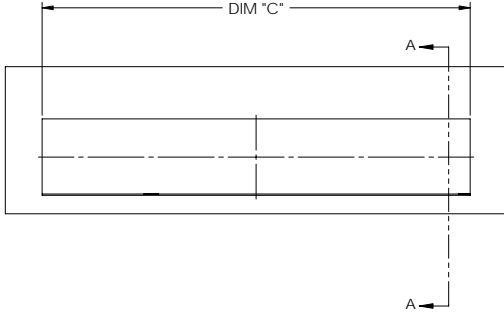
**DO NOT SCALE DRAWING**  
THIS DOCUMENT CONTAINS PROPRIETARY INFORMATION AND SUCH INFORMATION MAY NOT BE DISCLOSED TO OTHERS FOR ANY PURPOSE OR USED FOR MANUFACTURING PURPOSES WITHOUT PERMISSION FROM AMPHENOL CANADA CORP.

| UNLESS OTHERWISE SPECIFIED, DIMENSIONS ARE IN MILLIMETERS. TOLERANCES ARE: |        | APPROVALS | DATE  | Amphenol Canada Corp.                                                             |
|----------------------------------------------------------------------------|--------|-----------|-------|-----------------------------------------------------------------------------------|
| DECIMALS                                                                   | ANGLES | DRAWN     | J. SI |                                                                                   |
| X.X ± 0.38                                                                 | ± 1°   | DESIGNED  |       | TITLE                                                                             |
| X.XX ± 0.25                                                                |        | CHECKED   |       | 1XN SFP+ CAGE SPRING FINGER EMI, WITH EXTRA BOTTOM GROUND FINGERS (NO MID G-PINS) |
| MATERIAL AND FINISH                                                        |        | QA APP'D  |       | DWG. NO.                                                                          |
| SEE NOTE 1                                                                 |        | E APP'D   |       | P-U77-AX61M-X071                                                                  |
| REV.                                                                       |        | ENG APP'D |       | REV.                                                                              |
| 03554                                                                      |        |           |       | A                                                                                 |
|                                                                            |        |           |       | SCALE                                                                             |
|                                                                            |        |           |       | 2:1                                                                               |
|                                                                            |        |           |       | PROJECT                                                                           |
|                                                                            |        |           |       | 2 OF 10                                                                           |

| PART NUMBER    | DIM "C" | DIM "D" |
|----------------|---------|---------|
| U77-A261M-X071 | 29.70   | 31.00   |
| U77-A461M-X071 | 58.20   | 59.50   |
| U77-A661M-X071 | 86.70   | 88.00   |



| REVISIONS |          |             |          |
|-----------|----------|-------------|----------|
| REV.      | ECN/E.A. | DESCRIPTION | DATE     |
| A         |          | PROPOSAL    | MAR18/10 |

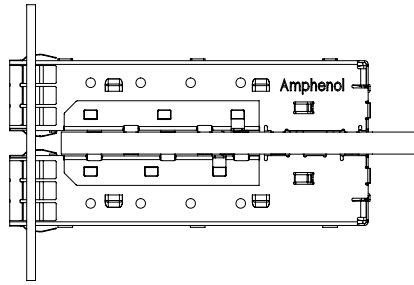


| UNLESS OTHERWISE SPECIFIED, DIMENSIONS ARE IN MILLIMETERS. TOLERANCES ARE: |        | APPROVALS | DATE  | Amphenol Canada Corp.                                                             |
|----------------------------------------------------------------------------|--------|-----------|-------|-----------------------------------------------------------------------------------|
| DECIMALS                                                                   | ANGLES | DRAWN     | J. SI |                                                                                   |
| XX±0.38                                                                    | ±1°    | DESIGNED  |       | TITLE                                                                             |
| XX±0.25                                                                    |        | CHECKED   |       | 1XN SFP+ CAGE SPRING FINGER EMI, WITH EXTRA BOTTOM GROUND FINGERS (NO MID G-PINS) |
| MATERIAL AND FINISH                                                        |        | DATE      |       |                                                                                   |
| SEE NOTE 1                                                                 |        | DATE      |       |                                                                                   |
| REF                                                                        |        | DATE      |       |                                                                                   |
| 03554                                                                      |        | DATE      |       |                                                                                   |

DO NOT SCALE DRAWING

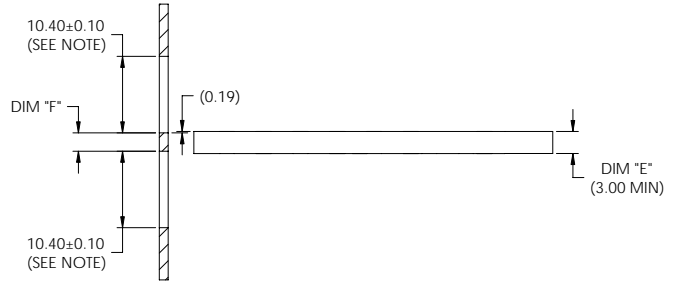
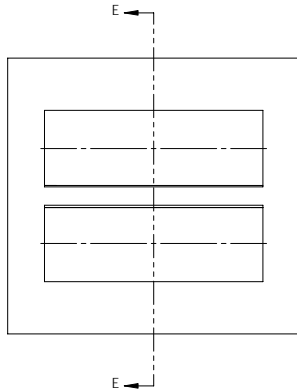
THIS DOCUMENT CONTAINS PROPRIETARY INFORMATION AND SUCH INFORMATION MAY NOT BE DISCLOSED TO OTHERS FOR ANY PURPOSE OR USED FOR MANUFACTURING PURPOSES WITHOUT PERMISSION FROM AMPHENOL CANADA CORP.

| REVISIONS |          |             |          |
|-----------|----------|-------------|----------|
| REV.      | CONV. A. | DESCRIPTION | DATE     |
| A         |          | PROPOSAL    | MAR19/10 |
|           |          |             |          |
|           |          |             |          |



**NOTE:**

PANEL CUTOUT SIZES PER SFF 8433 SPEC. FOR BELLY TO BELLY MOUNTING, DIM "E" (PCB THICKNESS) IS 3.0 mm MIN. DIM "F" RELATED TO DIM "E". FOR DIM "F" = DIM "E" - 0.44 mm. THE PANEL CUTOUT 10.40 mm MIGHT BE INCREASED UP TO 10.80 mm IN ORDER TO ACCOMMODATE PCB TOLERANCE.



SECTION E-E

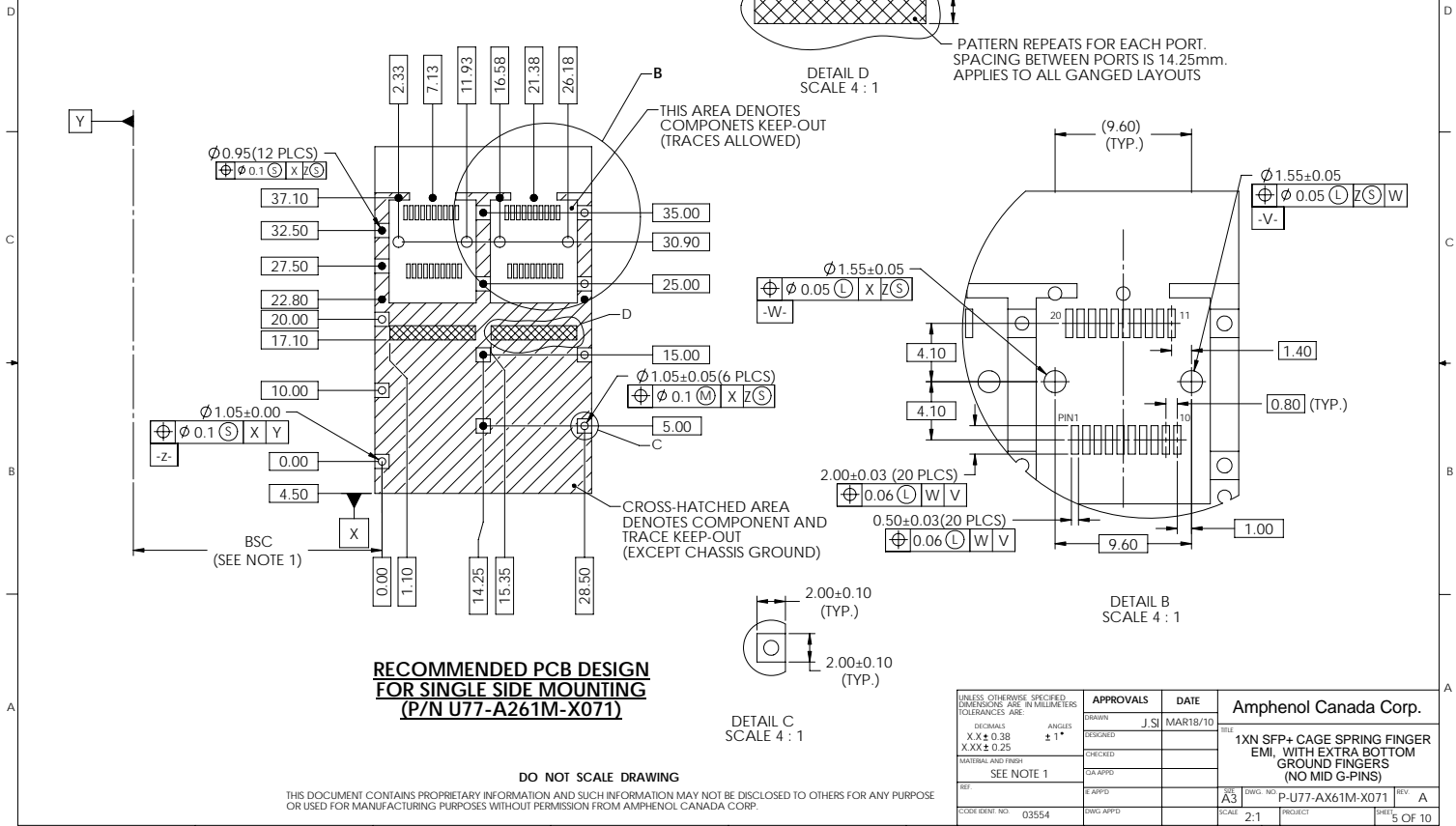
**DO NOT SCALE DRAWING**

THIS DOCUMENT CONTAINS PROPRIETARY INFORMATION AND SUCH INFORMATION MAY NOT BE DISCLOSED TO OTHERS FOR ANY PURPOSE OR USED FOR MANUFACTURING PURPOSES WITHOUT PERMISSION FROM AMPHENOL CANADA CORP.

| UNLESS OTHERWISE SPECIFIED, DIMENSIONS ARE IN MILLIMETERS |         | APPROVALS | DATE  | Amphenol Canada Corp. |                             |
|-----------------------------------------------------------|---------|-----------|-------|-----------------------|-----------------------------|
| DECIMALS                                                  | ANGLES  | DRAWN     | J. SI | MAR18/10              | TITLE                       |
| XX ± 0.38                                                 | ± 1°    | DESIGNED  |       |                       | 1XN SFP+ CAGE SPRING FINGER |
| XXX ± 0.25                                                |         | CHECKED   |       |                       | EMI, WITH EXTRA BOTTOM      |
| MATERIAL AND FINISH                                       |         | QA APP'D  |       |                       | GROUND FINGERS              |
| SEE NOTE 1                                                |         |           |       |                       | (NO MID G-PINS)             |
| REF                                                       | E APP'D |           |       | REV                   | A                           |
| CODE/REV. NO.                                             | 03554   | ENG APP'D |       | DWG. NO.              | P-U77-AX61M-X071            |
|                                                           |         |           |       | SCALE                 | 2:1                         |
|                                                           |         |           |       | PROJECT               |                             |
|                                                           |         |           |       | SHEET                 | 4 OF 10                     |

- NOTES:  
 1. DATUM AND BASIC DIMENSIONS ESTABLISHED BY CUSTOMER.  
 2. PADS AND VIAS ARE CHASSIS GROUND.  
 3. THRU-HOLES, PLATING OPTIONAL.  
 4. SEE DRAWINGS P-UX76-A20-X00XX FOR CONNECTOR LAYOUT.

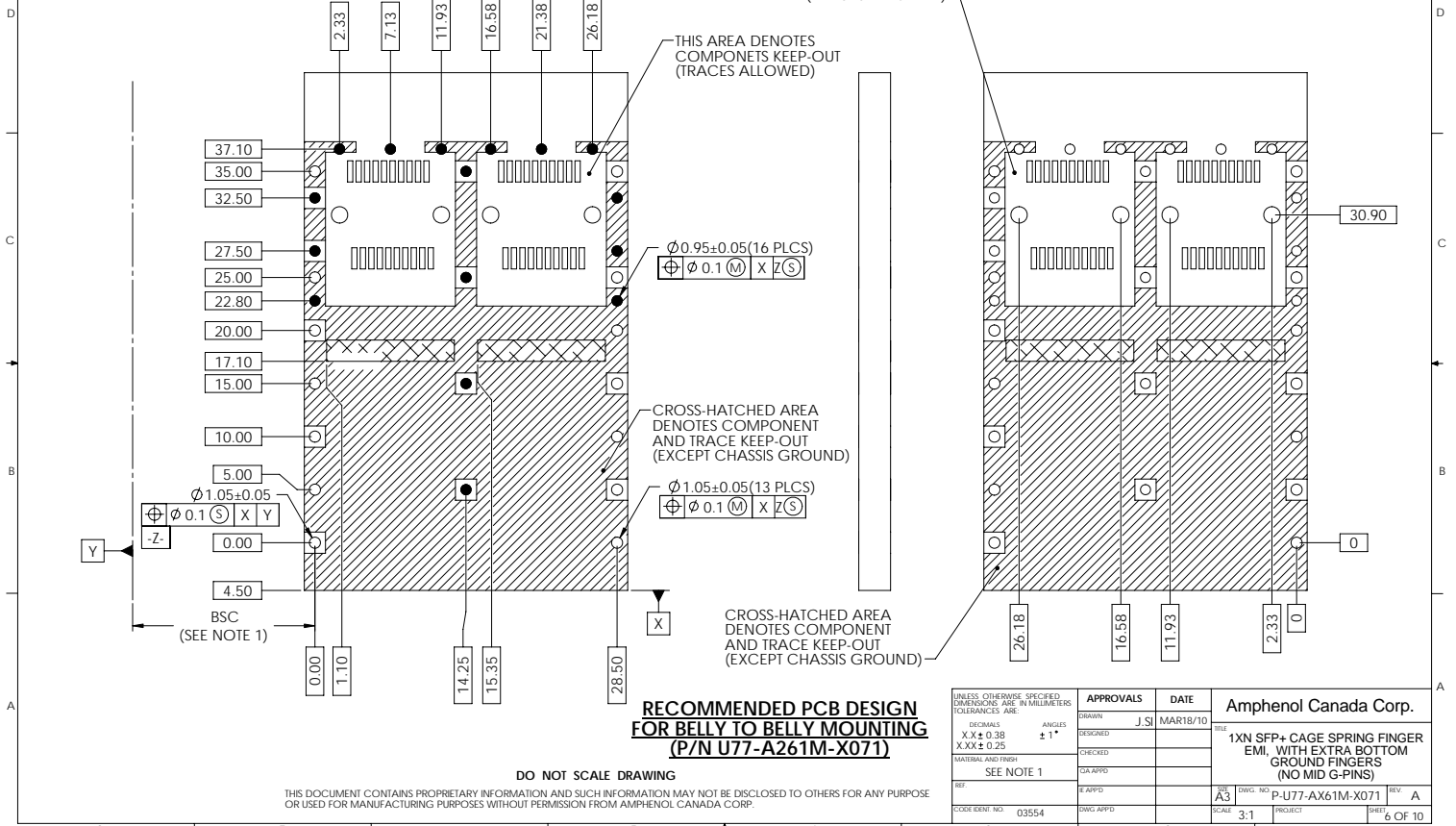
| REVISIONS |        |             |               |
|-----------|--------|-------------|---------------|
| REV.      | ECN/EA | DESCRIPTION | DATE APPROVED |
| A         |        | PROPOSAL    | MAR18/10      |
|           |        |             |               |



| UNLESS OTHERWISE SPECIFIED, DIMENSIONS ARE IN MILLIMETERS |           | APPROVALS | DATE | Amphenol Canada Corp.                                                             |
|-----------------------------------------------------------|-----------|-----------|------|-----------------------------------------------------------------------------------|
| DECIMALS                                                  | ANGLES    | DRAWN     | J SI |                                                                                   |
| X.X ± 0.38                                                | ± 1°      | DESIGNED  |      | TITLE                                                                             |
| X.XX ± 0.25                                               |           | CHECKED   |      | 1XN SFP+ CAGE SPRING FINGER EMI, WITH EXTRA BOTTOM GROUND FINGERS (NO MID G-PINS) |
| MATERIAL AND FINISH                                       |           | QA APP'D  |      | REV                                                                               |
| SEE NOTE 1                                                |           |           |      | A                                                                                 |
| REF                                                       | E APP'D   |           |      | DWG. NO.                                                                          |
| 03554                                                     | ENG APP'D |           |      | P-U77-AX61M-X071                                                                  |
|                                                           |           |           |      | SCALE                                                                             |
|                                                           |           |           |      | 2:1                                                                               |
|                                                           |           |           |      | PROJECT                                                                           |
|                                                           |           |           |      | 5 OF 10                                                                           |

- NOTES:  
 1. DATUM AND BASIC DIMENSIONS ESTABLISHED BY CUSTOMER.  
 2. PADS AND VIAS ARE CHASSIS GROUND.  
 3. THRU-HOLES, PLATING OPTIONAL.  
 4. SEE DRAWINGS P-UX76-A20-X00XX FOR CONNECTOR LAYOUT.

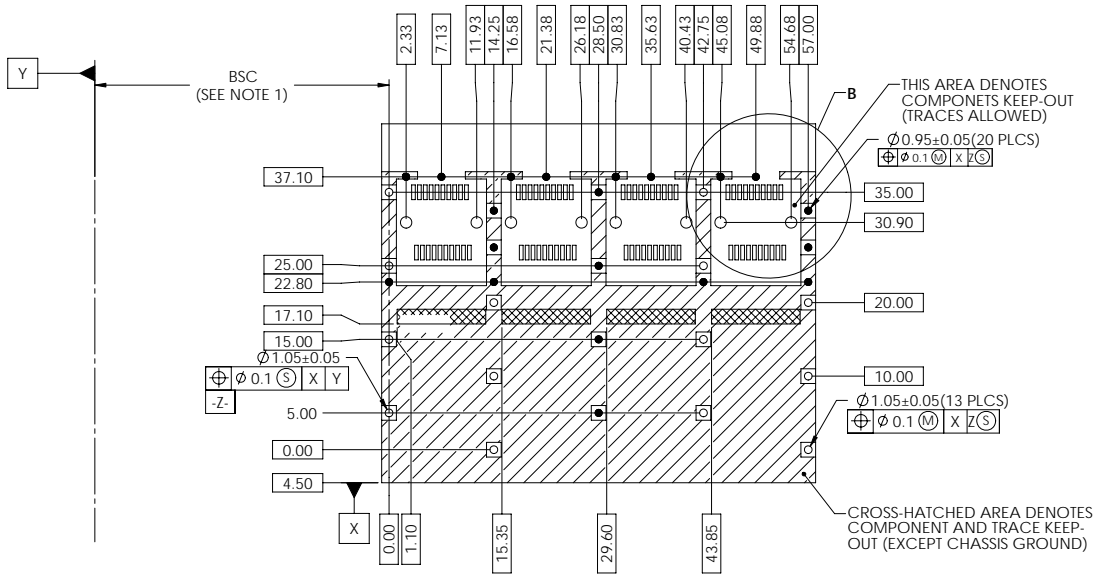
| REVISIONS |        |             |          |
|-----------|--------|-------------|----------|
| REV.      | ECN/EA | DESCRIPTION | DATE     |
| A         |        | PROPOSAL    | MAR19/10 |
|           |        |             |          |
|           |        |             |          |



| UNLESS OTHERWISE SPECIFIED DIMENSIONS ARE IN MILLIMETERS TOLERANCES ARE: |        | APPROVALS | DATE  | Amphenol Canada Corp. |                                                                                   |
|--------------------------------------------------------------------------|--------|-----------|-------|-----------------------|-----------------------------------------------------------------------------------|
| DECIMALS                                                                 | ANGLES | DRAWN     | J. SI | MAR18/10              | TITLE                                                                             |
| X.X ± 0.38                                                               | ± 1°   | DESIGNED  |       |                       | 1XN SFP+ CAGE SPRING FINGER EMI, WITH EXTRA BOTTOM GROUND FINGERS (NO MID G-PINS) |
| MATERIAL AND FINISH                                                      |        | CHECKED   |       |                       | DWG. NO.                                                                          |
| SEE NOTE 1                                                               |        | QA APP'D  |       |                       | P-U77-AX61M-X071                                                                  |
| REF.                                                                     |        | E APP'D   |       | REV.                  | A                                                                                 |
| CODE/REV. NO.                                                            | 03554  | ENG APP'D |       | SCALE                 | 3:1                                                                               |
|                                                                          |        |           |       | PROJECT               |                                                                                   |
|                                                                          |        |           |       | DATE                  | 6 OF 10                                                                           |

- NOTES:  
 1. DATUM AND BASIC DIMENSIONS ESTABLISHED BY CUSTOMER.  
 2. PADS AND VIAS ARE CHASSIS GROUND.  
 3. THRU-HOLES, PLATING OPTIONAL.  
 4. SEE DRAWINGS P-UX76-A20-X00XX FOR CONNECTOR LAYOUT.

| REVISIONS |         |             |               |
|-----------|---------|-------------|---------------|
| REV.      | CONV.E. | DESCRIPTION | DATE APPROVED |
| A         |         | PROPOSAL    | MAR19/10      |
|           |         |             |               |
|           |         |             |               |



**RECOMMENDED PCB DESIGN  
 FOR SINGLE SIDE MOUNTING  
 (P/N U77-A461M-X071)**

DO NOT SCALE DRAWING

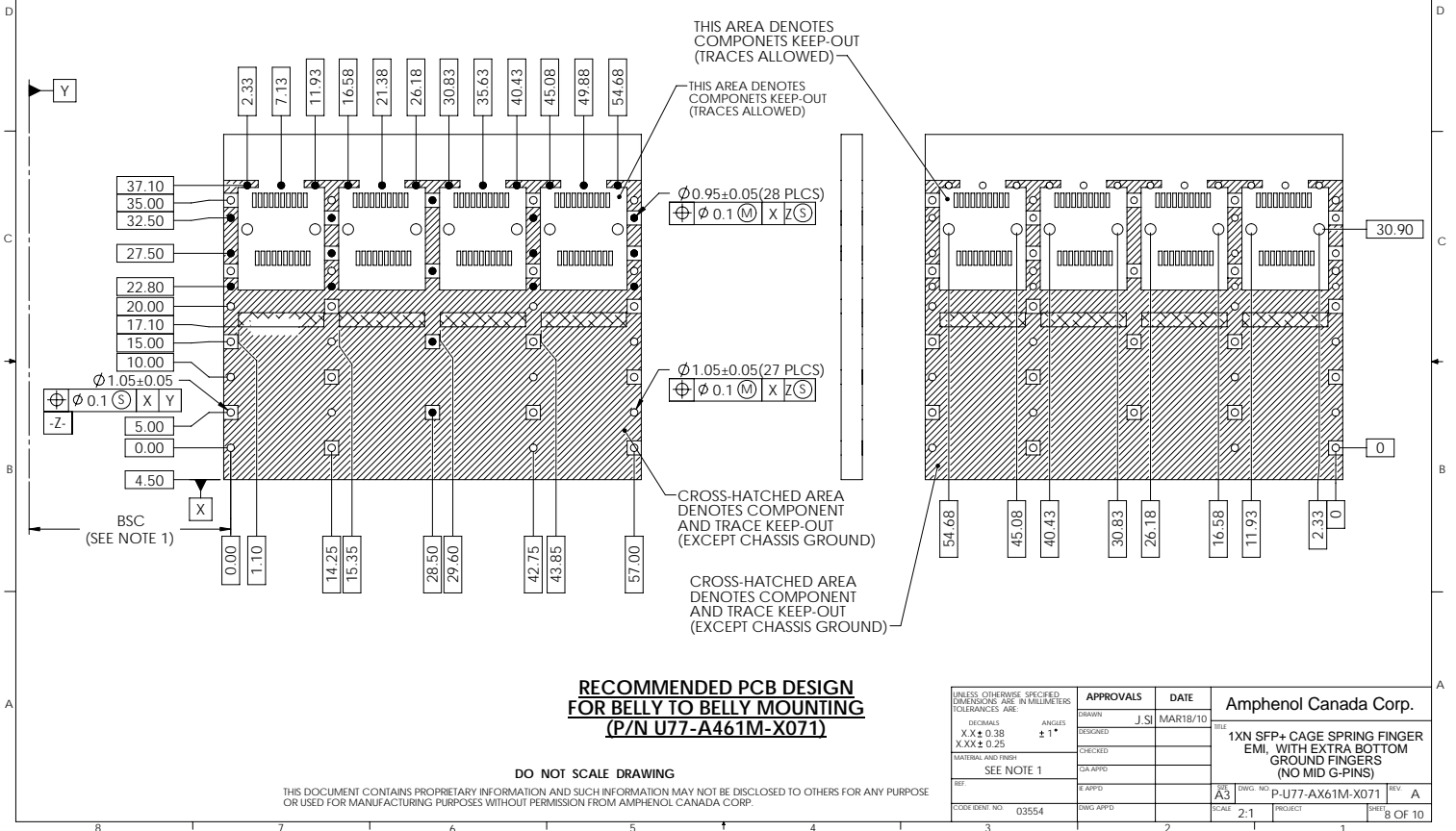
THIS DOCUMENT CONTAINS PROPRIETARY INFORMATION AND SUCH INFORMATION MAY NOT BE DISCLOSED TO OTHERS FOR ANY PURPOSE OR USED FOR MANUFACTURING PURPOSES WITHOUT PERMISSION FROM AMPHENOL CANADA CORP.

| UNLESS OTHERWISE SPECIFIED, DIMENSIONS ARE IN MILLIMETERS |                           | APPROVALS  | DATE  | Amphenol Canada Corp. |
|-----------------------------------------------------------|---------------------------|------------|-------|-----------------------|
| DECIMALS                                                  | ANGLES                    | DRAWN      | J. SI |                       |
| X.X ± 0.38                                                | ± 1°                      | DESIGNED   |       |                       |
| X.XX ± 0.25                                               |                           | CHECKED    |       |                       |
| MATERIAL AND FINISH                                       |                           | DATE APP'D |       |                       |
| SEE NOTE 1                                                |                           |            |       |                       |
| REF                                                       | E APP'D                   |            |       |                       |
| 03554                                                     | ENG APP'D                 |            |       |                       |
| REV. A3                                                   | DWG. NO. P-U77-AX61M-X071 | REV. A     |       |                       |
| SCALE 1:1                                                 | PROJECT                   |            |       |                       |
|                                                           |                           |            |       | SHEET 7 OF 10         |



- NOTES:
1. DATUM AND BASIC DIMENSIONS ESTABLISHED BY CUSTOMER.
  2. PADS AND VIAS ARE CHASSIS GROUND.
  3. THRU-HOLES, PLATING OPTIONAL.
  4. SEE DRAWINGS P-UX76-A20-X00XX FOR CONNECTOR LAYOUT.

| REVISIONS |          |             |               |
|-----------|----------|-------------|---------------|
| REV.      | ECO/REV. | DESCRIPTION | DATE APPROVED |
| A         |          | PROPOSAL    | MM/YY/YY      |
|           |          |             |               |



**RECOMMENDED PCB DESIGN  
FOR BELLY TO BELLY MOUNTING  
(P/N U77-A461M-X071)**

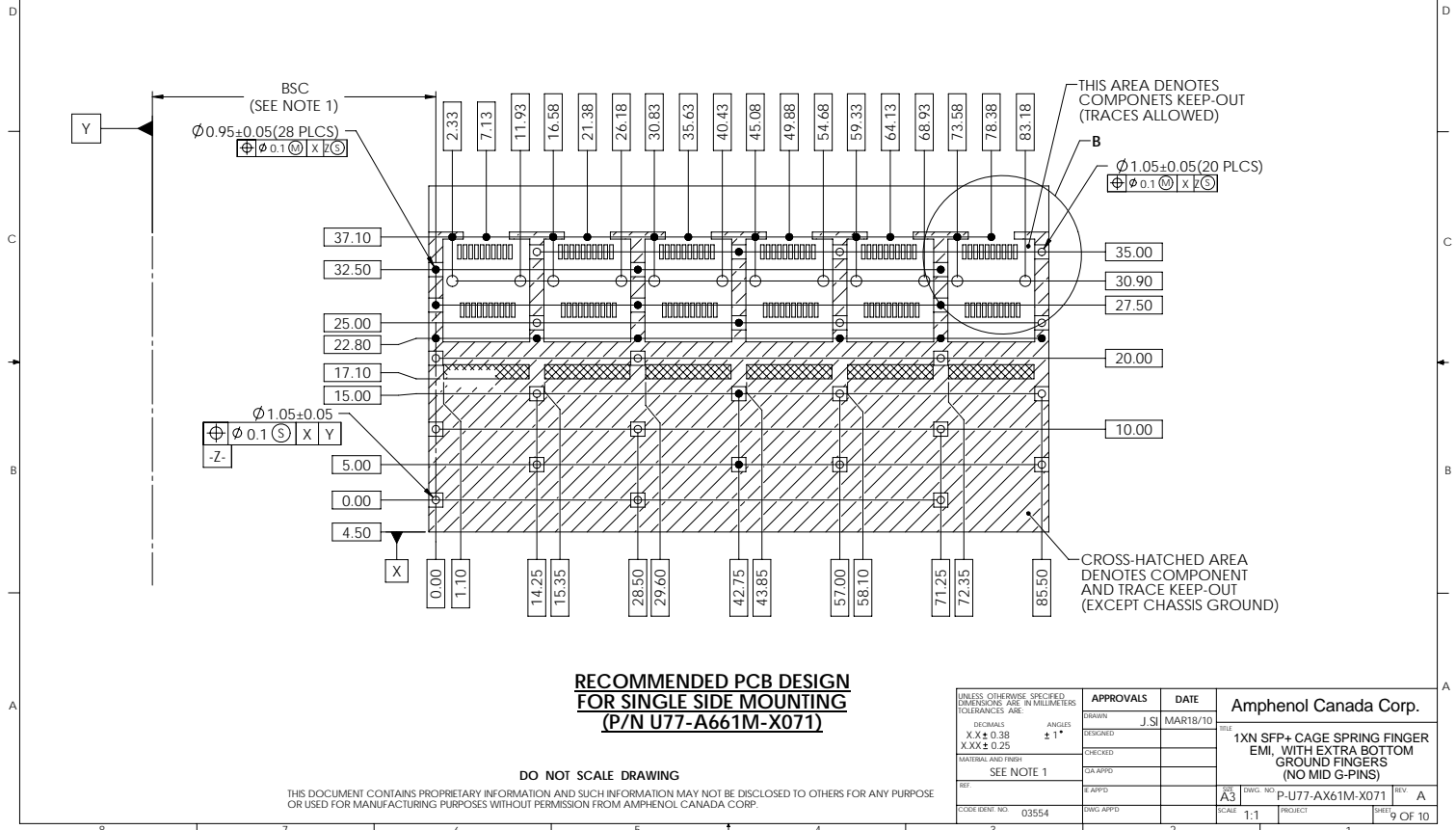
DO NOT SCALE DRAWING

THIS DOCUMENT CONTAINS PROPRIETARY INFORMATION AND SUCH INFORMATION MAY NOT BE DISCLOSED TO OTHERS FOR ANY PURPOSE OR USED FOR MANUFACTURING PURPOSES WITHOUT PERMISSION FROM AMPHENOL CANADA CORP.

| UNLESS OTHERWISE SPECIFIED DIMENSIONS ARE IN MILLIMETERS TOLERANCES ARE: |        | APPROVALS  | DATE | Amphenol Canada Corp. |                                                                                   |
|--------------------------------------------------------------------------|--------|------------|------|-----------------------|-----------------------------------------------------------------------------------|
| DECIMALS                                                                 | ANGLES | DRAWN      | J SI | MAR18/10              | TITLE                                                                             |
| X.X ± 0.38                                                               | ± 1°   | DESIGNED   |      |                       | 1XN SFP+ CAGE SPRING FINGER EMI, WITH EXTRA BOTTOM GROUND FINGERS (NO MID G-PINS) |
| X.XX ± 0.25                                                              |        | CHECKED    |      |                       |                                                                                   |
| MATERIAL AND FINISH                                                      |        | QA APP'D   |      |                       |                                                                                   |
| SEE NOTE 1                                                               |        |            |      |                       |                                                                                   |
| REF                                                                      |        | E APP'D    |      |                       | DWG. NO. P-U77-AX61M-X071                                                         |
| COORD. REF. NO. 03554                                                    |        | ENG. APP'D |      |                       | REV. A                                                                            |
|                                                                          |        |            |      | SCALE 2:1             | PROJECT                                                                           |
|                                                                          |        |            |      |                       | DRAWN 8 OF 10                                                                     |

| REVISIONS |        |             |               |
|-----------|--------|-------------|---------------|
| REV.      | ECN/EA | DESCRIPTION | DATE APPROVED |
| A         |        | PROPOSAL    | MAR19/10      |
|           |        |             |               |
|           |        |             |               |

- NOTES:  
 1. DATUM AND BASIC DIMENSIONS ESTABLISHED BY CUSTOMER.  
 2. PADS AND VIAS ARE CHASSIS GROUND.  
 3. THRU-HOLES, PLATING OPTIONAL.  
 4. SEE DRAWINGS P-UX76-A20-X00XX FOR CONNECTOR LAYOUT.



**RECOMMENDED PCB DESIGN  
 FOR SINGLE SIDE MOUNTING  
 (P/N U77-A661M-X071)**

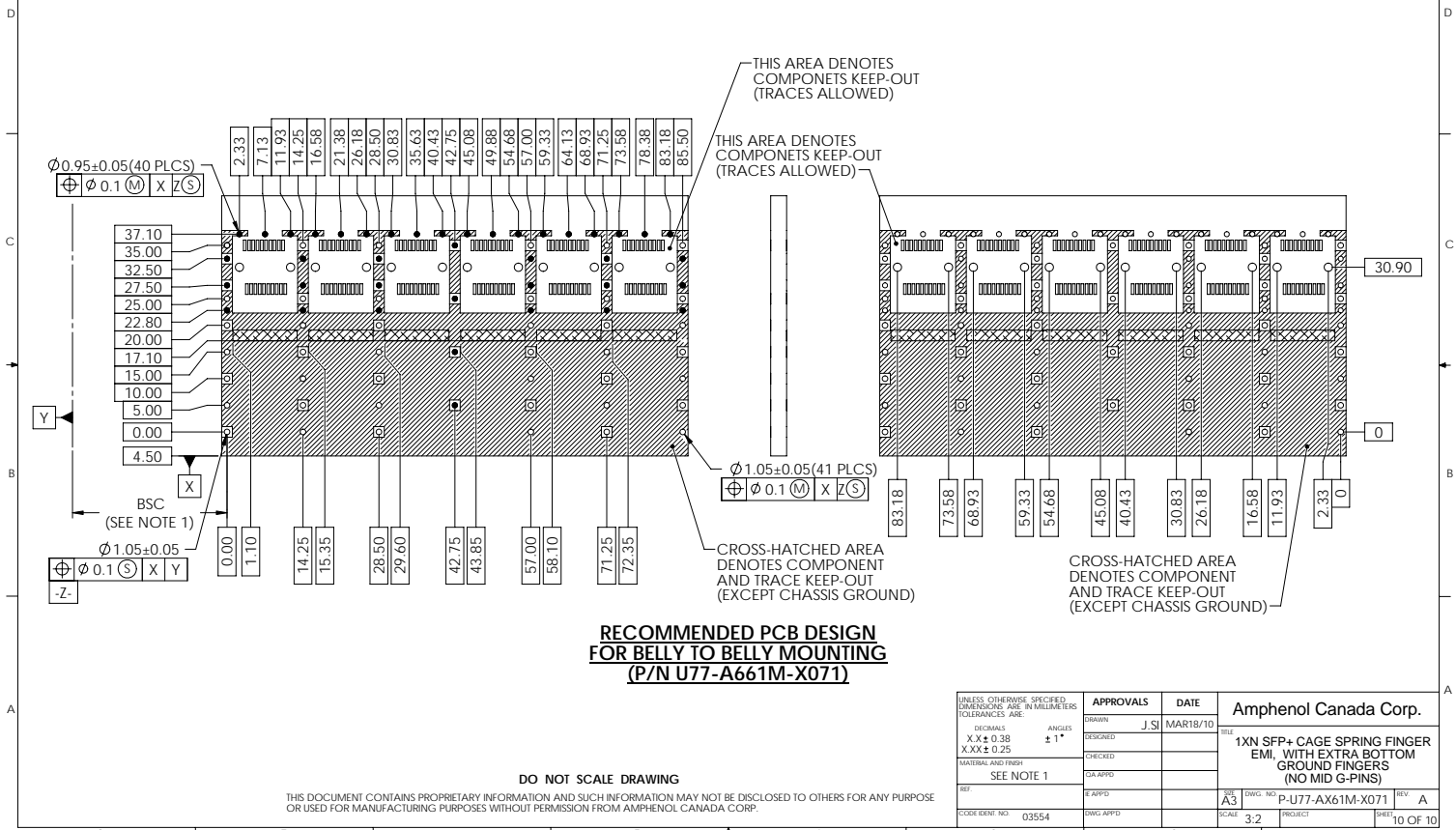
DO NOT SCALE DRAWING

THIS DOCUMENT CONTAINS PROPRIETARY INFORMATION AND SUCH INFORMATION MAY NOT BE DISCLOSED TO OTHERS FOR ANY PURPOSE OR USED FOR MANUFACTURING PURPOSES WITHOUT PERMISSION FROM AMPHENOL CANADA CORP.

| UNLESS OTHERWISE SPECIFIED, DIMENSIONS ARE IN MILLIMETERS. TOLERANCES ARE: |        | APPROVALS | DATE  | Amphenol Canada Corp.                                                             |
|----------------------------------------------------------------------------|--------|-----------|-------|-----------------------------------------------------------------------------------|
| DECIMALS                                                                   | ANGLES | DRAWN     | J. SI |                                                                                   |
| X.X ± 0.38                                                                 | ± 1°   | DESIGNED  |       | TITLE                                                                             |
| X.XX ± 0.25                                                                |        | CHECKED   |       | 1XN SFP+ CAGE SPRING FINGER EMI, WITH EXTRA BOTTOM GROUND FINGERS (NO MID G-PINS) |
| MATERIAL AND FINISH                                                        |        | QA APP'D  |       | DWG. NO. P-U77-AX61M-X071                                                         |
| SEE NOTE 1                                                                 |        | E APP'D   |       | REV. A                                                                            |
| REF.                                                                       |        | ENG APP'D |       | SCALE 1:1                                                                         |
| COORD. REF. NO. 03554                                                      |        |           |       | PROJECT                                                                           |
|                                                                            |        |           |       | SHEET 9 OF 10                                                                     |

- NOTES:  
 1. DATUM AND BASIC DIMENSIONS ESTABLISHED BY CUSTOMER.  
 2. PADS AND VIAS ARE CHASSIS GROUND.  
 3. THRU-HOLES, PLATING OPTIONAL.  
 4. SEE DRAWINGS P-UX76-A20-X00XX FOR CONNECTOR LAYOUT.

| REVISIONS |        |             |               |
|-----------|--------|-------------|---------------|
| REV.      | ECN/EA | DESCRIPTION | DATE APPROVED |
| A         |        | PROPOSAL    | MAR19/10      |
|           |        |             |               |
|           |        |             |               |



**RECOMMENDED PCB DESIGN  
 FOR BELLY TO BELLY MOUNTING  
 (P/N U77-A661M-X071)**

DO NOT SCALE DRAWING

THIS DOCUMENT CONTAINS PROPRIETARY INFORMATION AND SUCH INFORMATION MAY NOT BE DISCLOSED TO OTHERS FOR ANY PURPOSE OR USED FOR MANUFACTURING PURPOSES WITHOUT PERMISSION FROM AMPHENOL CANADA CORP.

| UNLESS OTHERWISE SPECIFIED DIMENSIONS ARE IN MILLIMETERS TOLERANCES ARE: |           | APPROVALS | DATE | Amphenol Canada Corp. |                                                                                   |
|--------------------------------------------------------------------------|-----------|-----------|------|-----------------------|-----------------------------------------------------------------------------------|
| DECIMALS                                                                 | ANGLES    | DRAWN     | J SI | MAR18/10              | 1XN SFP+ CAGE SPRING FINGER EMI, WITH EXTRA BOTTOM GROUND FINGERS (NO MID G-PINS) |
| X.X ± 0.25                                                               | ± 1°      | DESIGNED  |      |                       |                                                                                   |
| X.XX ± 0.25                                                              |           | CHECKED   |      |                       |                                                                                   |
| MATERIAL AND FINISH: SEE NOTE 1                                          |           | QA APPD   |      |                       |                                                                                   |
| REV                                                                      | E APPD    |           |      | REV. A3               | DRWG. NO. P-U77-AX61M-X071                                                        |
| CODED REV. NO.: 03554                                                    | ENG. APPD |           |      | SCALE: 3:2            | PROJECT                                                                           |
|                                                                          |           |           |      |                       | SHEET: 10 OF 10                                                                   |