

Excellent Integrated System Limited

Stocking Distributor

Click to view price, real time Inventory, Delivery & Lifecycle Information:


[Bourns Inc.](#)
[2061-25-ALF](#)

For any questions, you can email us directly:

sales@integrated-circuit.com



Features

- Size: 11.8 mm diameter, 12 mm length
- 60 kA surge rating
- High power handling
- Low leakage
- RoHS compliant*
-  UL Recognized

Applications

- Telecommunications equipment
- Industrial equipment/electronics

2061 Series High-Current 2-Electrode Gas Discharge Tube

Characteristics

Test Methods per ITU-T K.12 and IEC 61643-311.

Characteristic	Model No.				
	2061-23	2061-25	2061-30	2061-35	2061-42
DC Sparkover $\pm 20\%$ @ 100 V/s	230 V	250 V	300 V	350 V	420 V
Impulse Sparkover ⁽¹⁾					
100 V/ μ s	< 600 V	< 600 V	< 700 V	< 800 V	< 900 V
1000 V/ μ s	< 700 V	< 700 V	< 800 V	< 900 V	< 1000 V

Characteristic	Model No.			
	2061-47	2061-60	2061-70	2061-80
DC Sparkover $\pm 20\%$ @ 100 V/s	470 V	600 V	700 V	800 V
Impulse Sparkover ⁽¹⁾				
100 V/ μ s	< 900 V	< 1100 V	< 1200 V	< 1300 V
1000 V/ μ s	< 1100 V	< 1300 V	< 1400 V	< 1500 V

⁽¹⁾ Impulse Sparkover voltage is defined as typical values of distribution.

Insulation Resistance (IR) ⁽²⁾	100 / 250 Vdc	> 1 G Ω
Glow Voltage	10 mA	~ 70 V
Arc Voltage	1 A	~ 10 V
Glow-Arc Transition Current		< 1 A
Maximum Capacitance	1 MHz	< 10 pF
Maximum Impulse Discharge Current	60,000 A, 8/20 μ s	1 operation
	40,000 A, 8/20 μ s	5 operations
Nominal Alternating Discharge Current	40 A, 50 Hz, 1 second	1 operation
	200 A, 9 cycles	1 operation
Impulse Life	500 A, 10/1000 μ s	> 400 operations
DC Holdover Voltage ⁽³⁾		< 150 ms
Operating Temperature		-30 to +85 °C
Storage Temperature		-40 to +115 °C
Climatic Category (IEC 60068-1)		40 / 90 / 21

Notes:

- The 2061 Series is NOT intended for use as a surface mount component.
- UL Recognized component, UL File E313168.
- At delivery AQL 0.65, level II DIN ISO 2859

⁽²⁾ <u>DC Sparkover Voltage</u>	<u>IR Measuring Voltage</u>
230–400 V	100 V
420–800 V	250 V

⁽³⁾ <u>Network Applied</u>	<u>DC Holdover Voltage</u>
<u>DC Sparkover Voltage</u>	
230–250 V	135 V
300–800 V	150 V

*RoHS Directive 2002/95/EC Jan. 27, 2003 including annex and RoHS Recast 2011/65/EU June 8, 2011.

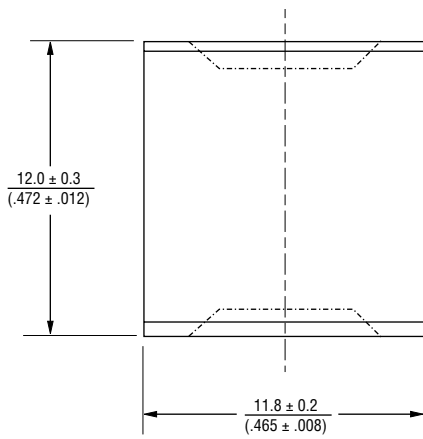
Specifications are subject to change without notice.

The device characteristics and parameters in this data sheet can and do vary in different applications and actual device performance may vary over time. Users should verify actual device performance in their specific applications.

2061 Series High-Current 2-Electrode Gas Discharge Tube

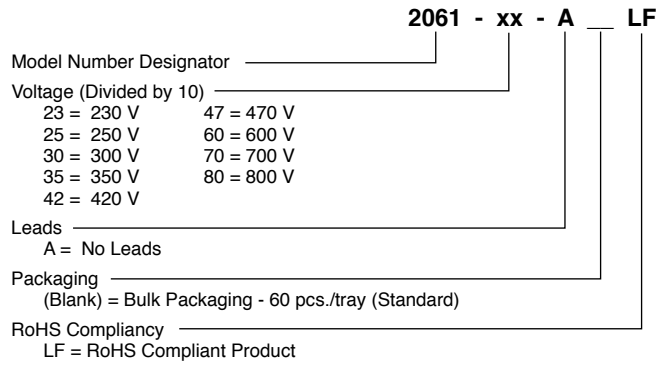


Product Dimensions



DIMENSIONS: $\frac{\text{MM}}{\text{(INCHES)}}$

How to Order



Packaging Specifications

Model 2061 ships standard bulk, 60 pcs. per tray.; 180 pcs. per box.