

Excellent Integrated System Limited

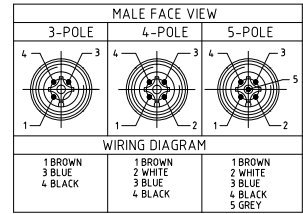
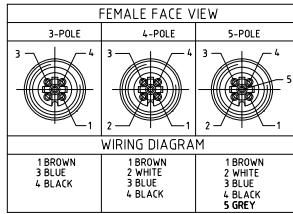
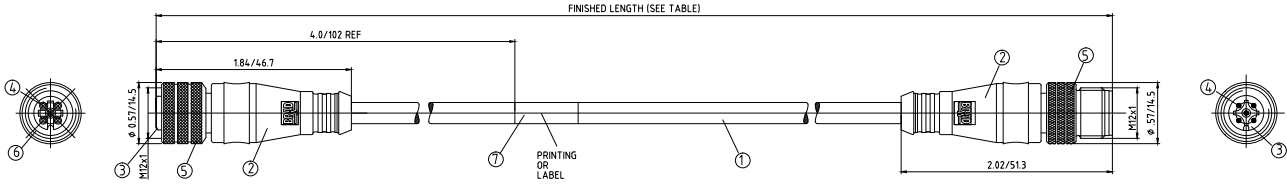
Stocking Distributor

Click to view price, real time Inventory, Delivery & Lifecycle Information:

[Molex Connector Corporation](#)
[1200660880](#)

For any questions, you can email us directly:

sales@integrated-circuit.com



88X030K03XXXX

POLES
3
4
5

LENGTH
M010 - 1 METER
M100 - 10 METER
F050 - 5 FEET
F500 - 50 FEET

CONNECTOR SPECIFICATION:

VOLTAGE RATING	250 VAC/VDC
AMPERAGE RATING	max. 4 AMPS
PROTECTION	IP67
OPERATING TEMPERATURE	-20°C TO 105°C
ASSEMBLY IS RoHS COMPLIANT	

ITEM	COMPONENT	MATERIAL	FINISH
7	LABLE	MYLAR	BLACK/YELLOW
6	O-RING	VITON	RED
5	COUPLER	BRASS	TEFLON/NICKEL
4	SOCKET/PIN CONTACT	COPPER ALLOY	GOLD OVER NICKEL
3	INSERT	PUR	BLACK
2	OVERMOLD	TPE	YELLOW
1	CABLE - #18/3-5 (COPPER STRANDING) 3/4/5 CONDUCT. 300V	JACKET: TPE	JACKET: YELLOW

ADD MATRIX EC NO: PG2016-02/2 DRWN: BARDEN 2016/08/12 CHKD: TWOLDEGE 2016/08/12 APPR: J.MURPHY 2016/02/03 REV B	QUALITY SYMBOL ▽=0 ▽=0	GENERAL TOLERANCES (UNLESS SPECIFIED) mm INCH 4 PLACES ±-- ±-- 3 PLACES ±-- ±.005 2 PLACES ±0.13 ±.010 1 PLACE ±0.25 ±.020 ANGULAR ±5°	DIMENSION STYLE IN/MM DRAWN BY DATE LSTEMMLE 2010/02/01 CHECKED BY DATE TWOLDEGE 2010/02/02 APPROVED BY DATE FPACHER 2010/02/03	SCALE 1:1 DESIGN UNITS METRIC THIRD ANGLE PROJECTION	TITLE MICRO-CHANGE CORDSET 3/4/5 P. FE STR/ MA STR 18/3-5 YELLOW TPE CABLE MOLEX INCORPORATED
	DRAFT WHERE APPLICABLE MUST REMAIN WITHIN DIMENSIONS		MATERIAL NO. SEE MATRIX	DOCUMENT NO. SD-120066-020	SHEET NO. 1 OF 1
	THIS DRAWING CONTAINS INFORMATION THAT IS PROPRIETARY TO MOLEX INCORPORATED AND SHOULD NOT BE USED WITHOUT WRITTEN PERMISSION				
	SIZE C				

10 9 8 7 6 5 4 3 2 1

PART No MATRIX

M12 3 POLE

Views from the wires side

Pin	Wire color
1	BROWN
2	WHITE
3	BLUE
4	BLACK

M12 4 POLE

Views from the wires side

Pin	Wire color
1	BROWN
2	WHITE
3	BLUE
4	BLACK

88 = M12x2 DOUBLE ENDED

Poles:
3 = 3 POLES
4 = 4 POLES
5 = 5 POLES

Header:
030 = FEMALE STRAIGHT - MALE STRAIGHT
020 = FEMALE STRAIGHT - MALE STRAIGHT WITH FEMALE NUT

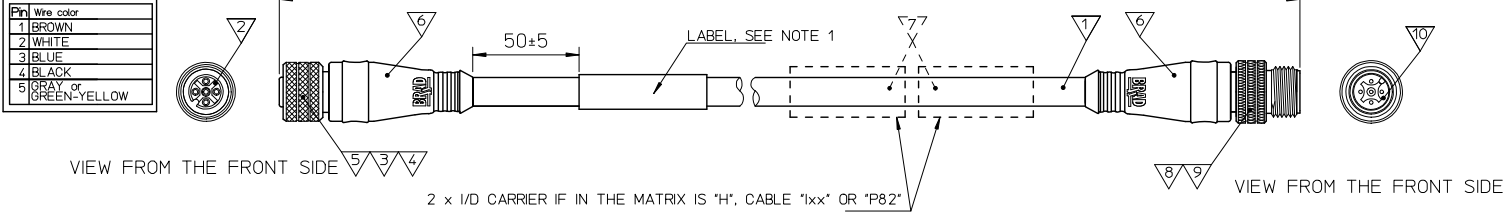
Cable:
E02 = PVC, 0.25mm², BLACK
E03 = PVC, 0.34mm², BLACK
H09 = PUR, 0.34mm², BLACK
H69 = PUR, 0.2mm², GRAY
I03 = PVC, 0.34mm², GRAY
I12 = PVC, 0.5mm², GRAY
I20 = PVC, 0.34mm², GRAY
I26 = PVC, 0.34mm², GRAY, SHLD
K03 = TPE, YELLOW
K05 = TPE, YELLOW
P03 = PUR, 0.34mm², BLACK
P04 = PUR, 0.5mm², BLACK
P12 = PVC, YELLOW
P20 = PUR, 0.34mm², BLACK
P82 = PUR, 0.34mm², ORANGE

Unit:
M = meter
F = feet
A = inches
C = centimeters

Length:
Example:
010 = 1
050 = 5
100 = 10

OPTIONS

H = 2 pcs. of I/D Carrier
Coupling Nut:
Blank = KNU
1. 8 = Stainless steel
5 = DERLIN
7 = TEFLON/KNU
9 = KNU/HEX
Overmould:
Blank = Black
A = Gray
G = Black
Y = Yellow



Bill of Materials

ITEM	QTY.	DESCRIPTION	MATERIAL	FINISH
10	1	INSERT M12 MALE	SEE MATRIX	SEE MATRIX
9	-	CONTACT MALE	SEE MATRIX	SEE MATRIX
8	1	COUPLING NUT MALE M12	SEE MATRIX	SEE MATRIX
7	-	ID CARRIER	SEE MATRIX	SEE MATRIX
6	-	MOLDING MATERIAL	SEE MATRIX	SEE MATRIX
5	1	O-RING	FPM	RED
4	-	CONTACT FEMALE	SEE MATRIX	SEE MATRIX
3	1	COUPLING NUT FEMALE M12	SEE MATRIX	SEE MATRIX
2	1	INSERT M12 FEMALE	SEE MATRIX	SEE MATRIX
1	-	CABLE	SEE MATRIX	SEE MATRIX

NOTES:

- LABEL ON THE CABLE FOR CABLES "ixx" OVERPRINT ON THE CABLE

ORIGINAL RELEASE EC NO: IPE2016-0305 DRAWN: AKONDRAC UK 2015/08/28 CHKD: FGAIK 2015/08/28 APPR: MIWASIECZKO 2015/09/16	QUALITY SYMBOLS ▽=0 ▽=0	GENERAL TOLERANCES (UNLESS SPECIFIED) 4 PLACES ± --- ± --- 3 PLACES ± --- ± --- 2 PLACES ± --- ± --- 1 PLACE ± --- ± --- 0 PLACE ± --- ± --- ANGULAR ± 1 ° DRAFT WHERE APPLICABLE MUST REMAIN WITHIN DIMENSIONS	DIMENSION STYLE MM ONLY DRAWN BY DATE AKONDRAC UK 2015/08/28 CHECKED BY DATE FGAIK 2015/08/28 APPROVED BY DATE MIWASIECZKO 2015/09/16 MATERIAL NO. SEE MATRIX	SCALE --- DESIGN UNITS METRIC THIRD ANGLE PROJECTION	M12 DOUBLE ENDED FE STR / MA STR DOCUMENT NO. SD-120066-061 SHEET NO. 1 OF 1		
						THIS DRAWING CONTAINS INFORMATION THAT IS PROPRIETARY TO MOLEX INCORPORATED AND SHOULD NOT BE USED WITHOUT WRITTEN PERMISSION	

9 8 7 6 5 4 3 2 1