

## Excellent Integrated System Limited

Stocking Distributor

Click to view price, real time Inventory, Delivery & Lifecycle Information:

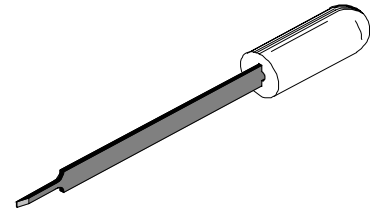
[Molex Connector Corporation](#)  
[63813-0500](#)

For any questions, you can email us directly:  
[sales@integrated-circuit.com](mailto:sales@integrated-circuit.com)

63813-0500 Extractor Tool



## Extractor Tool Instruction Sheet Order No. 63813-0500



This tool is used for the removal of Sabre Product Wire-to-Wire and Wire-to-Board terminal series in both plug and receptacles.

**OPERATION:**

1. Push the terminal forward in the arrow direction before using the Extractor Tool as shown in Figure 1. Insert the Extractor Tool into the slot on the side of the connector housing.
2. Depress the terminal locking tang beams, push the terminal back through the connector slot and pull the terminated wire out in the arrow direction as shown in Figure 2.
3. Molex does not offer repair parts for Extraction Tools due to the inexpensive nature of the tool.

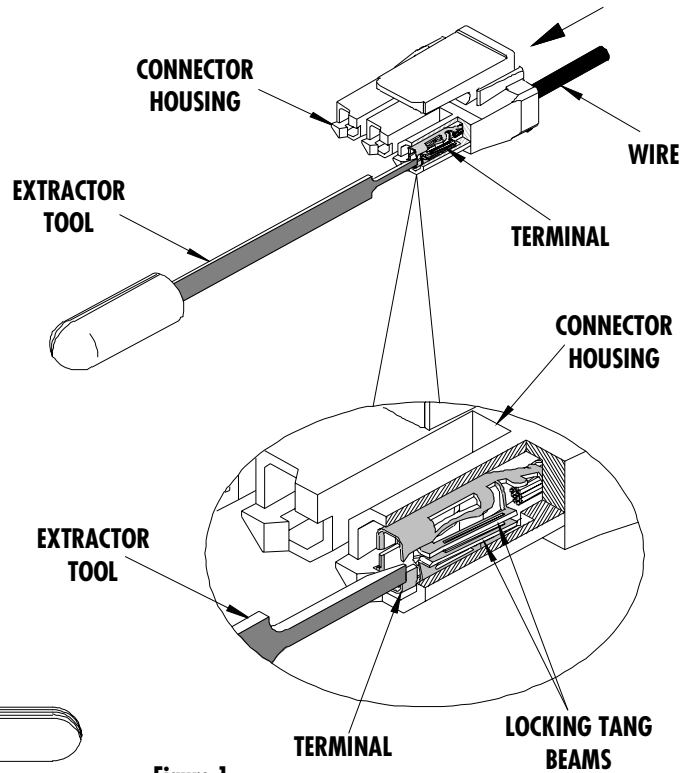


Figure 1

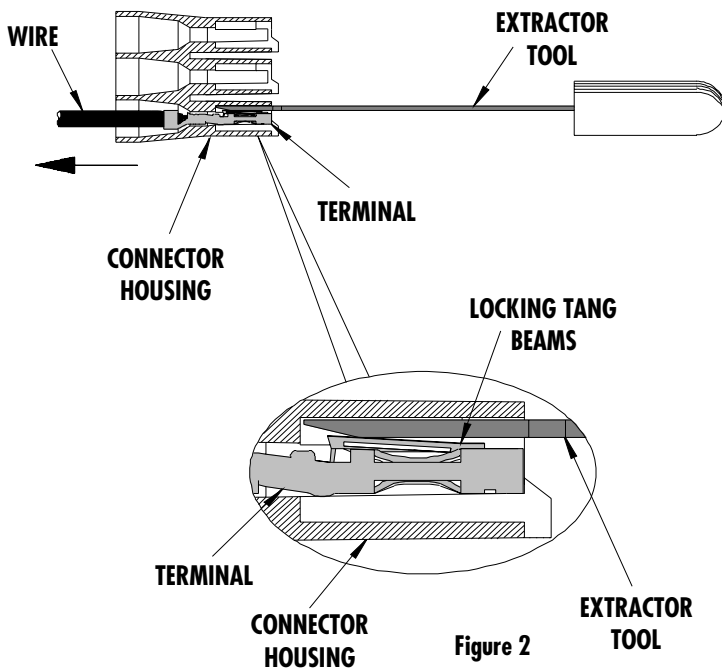


Figure 2

**Molex Application Tooling Group**  
 1150 E. Diehl Road  
 Naperville, IL 60563  
 Tel: (630) 969-4550  
 Fax: (630) 505-0049