

Excellent Integrated System Limited

Stocking Distributor

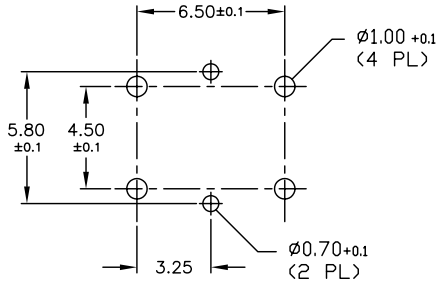
Click to view price, real time Inventory, Delivery & Lifecycle Information:

[E-Switch](#)
[TL1240YQ](#)

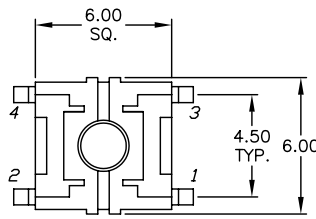
For any questions, you can email us directly:

sales@integrated-circuit.com

SHEET OF



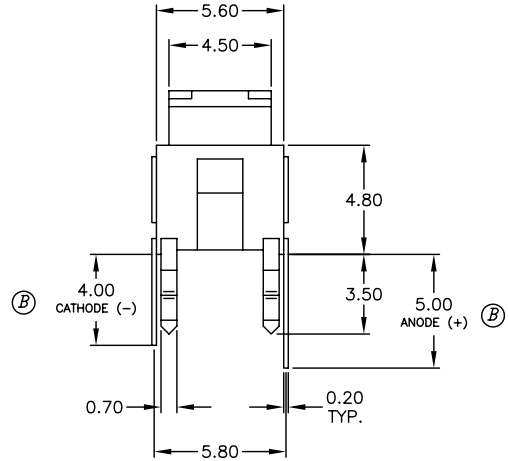
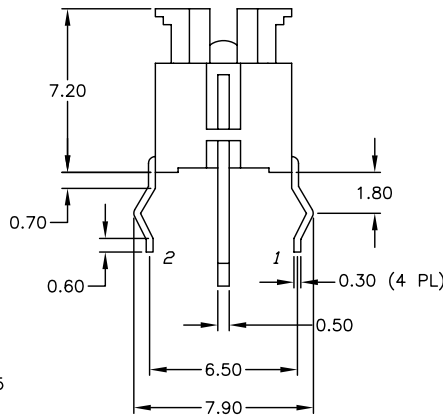
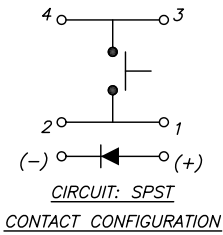
RECOMMENDED P.C.B. LAYOUT



L.E.D INFO: YEL.

(B)
(C)
(D)

PARAMETERS	SYMBOL	MAX.	TYP.	UNITS
POWER DISSIPATION	P_D	100	-	mW
AVE FORWARD CURRENT	I_F	30	-	mA
REVERSE VOLTAGE	V_R	5	-	V
FORWARD VOLTAGE	F_V	2.5	1.8	V
PEAK EMISSION WAVELENGTH	λ_D	-	660	nm
REVERSE CURRENT	I_R	100	-	A
LUMINOUS INTENSITY @ 20mA	I_V	-	22	mcd



NOTES:

1. ALL DIMENSIONS IN MM
2. GENERAL TOLERANCE: X.X=±0.4
X.XX=±0.25
3. RATING: 50mA, 12VDC
4. TRAVEL: 0.25 +0.2/0.1mm
5. OPERATING FORCE: 160±50gf
6. CONTACT RESISTANCE: 100mILLI-Ohms Max

D	15072	REVISED DISCRIPTION	7/7/05	JB
C	13388	REVISED SPECS	8/21/03	AR
B	11324	REVISED SPECS	7/20/01	CJB
REV.	ECN No.	DESCRIPTION	DATE	CHKD

THE INFORMATION CONTAINED IN THIS DOCUMENT IS PROPRIETARY TO E-SWITCH AND IS NOT TO BE COPIED OR TRANSFERRED

E-SWITCH®				
TITLE				
TL1240YQ				
SCALE	DATE	DR	DWG	REV
4:1	3/22/01	CJB	P010363	D