

Excellent Integrated System Limited

Stocking Distributor

Click to view price, real time Inventory, Delivery & Lifecycle Information:

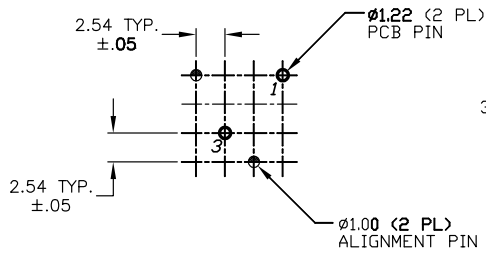
[E-Switch](#)
[320.01E11GRN](#)

For any questions, you can email us directly:

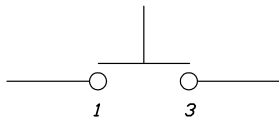
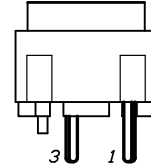
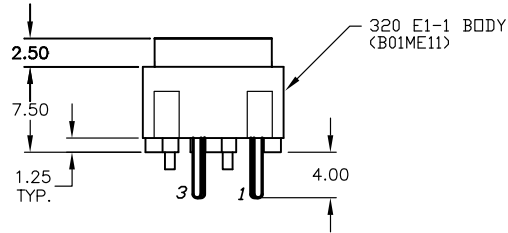
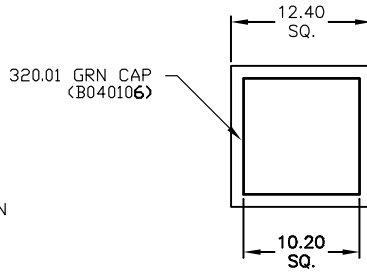
sales@integrated-circuit.com

SHEET OF

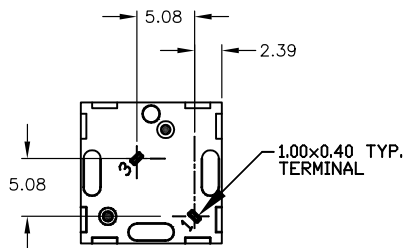
TOP VIEW -SHOW ORIENTATION OF LEGENDS
 IN RESPECT TO THE PCB PIN TERMINALS.



RECOMMENDED P.C.B. LAYOUT



CIRCUIT: SPST
 CONTACT CONFIGURATION



- NOTES:
 1. ALL DIMENSIONS IN MM
 2. GENERAL TOLERANCE: X.X=±0.4
 X.XX=±0.25
 3. TERMINAL NO'S FOR REFERENCE ONLY.
 4. RATING: 25mA, @50VDC
 5. OPERATING FORCE: 120gF
 6. TRAVEL TO MAKE: 0.7mm
 7. USES CONTACT DOME:
 [B050001] 320E11 CONTACT DOME

E-SWITCH®

TITLE					320.01 E1-1 GRN				
SCALE	2:1	DATE	10/7/03	DR	AR	DWG	XB0046P	REV	A

A	13512	RELEASED FOR PRODUCTION	10/7/03	AR
REV.	ECN No.	DESCRIPTION	DATE	CHKD
<small>THE INFORMATION CONTAINED IN THIS DOCUMENT IS PROPRIETARY TO E-SWITCH AND IS NOT TO BE COPIED OR TRANSFERRED</small>				