

## Excellent Integrated System Limited

Stocking Distributor

Click to view price, real time Inventory, Delivery & Lifecycle Information:

[Micro Commercial Components \(MCC\)](#)  
[MBR1045ULPS-TP](#)

For any questions, you can email us directly:

[sales@integrated-circuit.com](mailto:sales@integrated-circuit.com)



Micro Commercial Components

Micro Commercial Components  
 20736 Marilla Street Chatsworth  
 CA 91311  
 Phone: (818) 701-4933  
 Fax: (818) 701-4939

## Features

- Halogen free available upon request by adding suffix "-HF"
- Ultra Low Forward Voltage Drop
- High Current Capability
- Lead Free Finish/RoHS Compliant(Note 1) ("P" Suffix designates RoHS Compliant. See ordering information)
- Epoxy meets UL 94 V-0 flammability rating
- Moisture Sensitivity Level 1

## Maximum Ratings

- Operating Temperature:-55°C to +150°C
- Storage Temperature:-55°C to +150°C

MCC Part Number	Device Marking	Maximum Recurrent Peak Reverse Voltage	Maximum RMS Voltage	Maximum DC Blocking Voltage
MBR1045ULPS	1045UL	45V	31.5V	45V

## Electrical Characteristics @ 25°C Unless Otherwise Specified

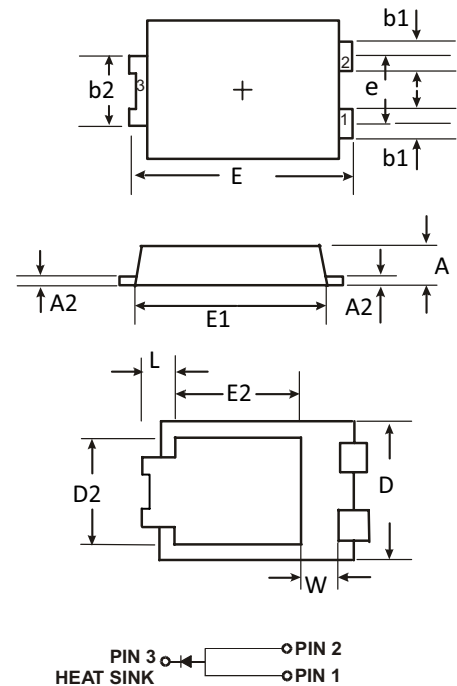
Average Forward Current	$I_{F(AV)}$	10A			$T_L = 90^\circ\text{C}$
Peak Forward Surge Current	$I_{FSM}$	275A			8.3ms, half sine
Forward Voltage	$V_F$	Min.	Typ.	Max.	$I_F=2A$ $I_F=5A$ $I_F=10A$ $T_J=25^\circ\text{C}$
		---	0.33V	---	
		---	0.38V	---	
		---	0.43V	0.47V	
		---	0.22V	---	
---	0.28V	---	$I_F=5A$ $T_J=125^\circ\text{C}$		
---	0.39V	0.42V	$I_F=10A$ $T_J=125^\circ\text{C}$		
Reverse Current	$I_R$	---	---	120uA	$V_R=36$ $T_J=25^\circ\text{C}$
		---	---	0.25mA	$V_R=45$ $T_J=25^\circ\text{C}$
		---	---	100mA	$V_R=45$ $T_J=125^\circ\text{C}$
Maximum thermal Resistance	$R_{\theta JC}$	8.0 °C/W			

Notes: 1. High Temperature Solder Exemption Applied, see EU Directive Annex 7.

# MBR1045ULPS

## 10 Amp Schottky Barrier Rectifier 45 Volts

### TO-277B



DIM	INCHES		MM		NOTE
	MIN	MAX	MIN	MAX	
A	.039	.047	1.00	1.20	
A2	.006	.017	0.15	0.43	
b1	.030	.041	0.75	1.05	
b2	.065	.077	1.65	1.95	
D	.148	.169	3.75	4.30	
D2	.110	.126	2.80	3.20	
E	.250	.264	6.35	6.70	
e	.065	.077	1.65	1.95	
E1	.207	.228	5.25	5.80	
E2	.120	.142	3.05	3.60	
L	.028	.051	0.70	1.30	
W	.031	.056	0.80	1.42	

# MBR1045ULPS



## RATING AND CHARACTERISTIC CUEVES

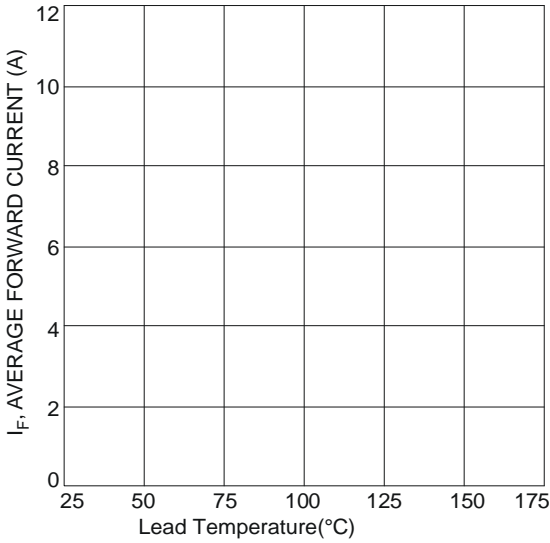


Figure 1 Forward Current Derating Curve

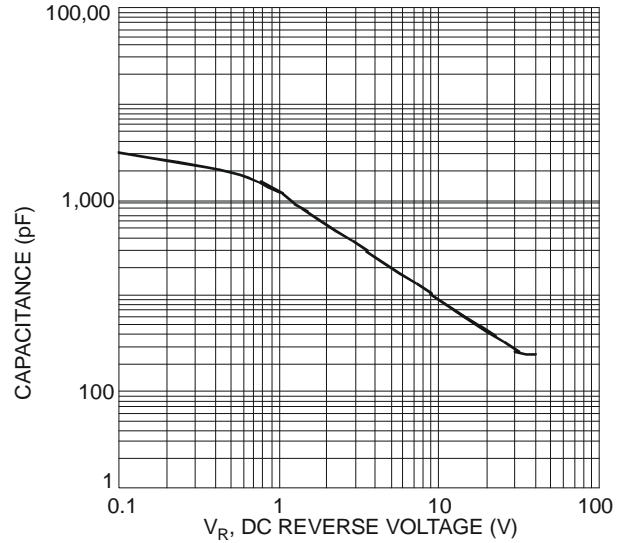


Figure 2 Typical Junction Capacitance

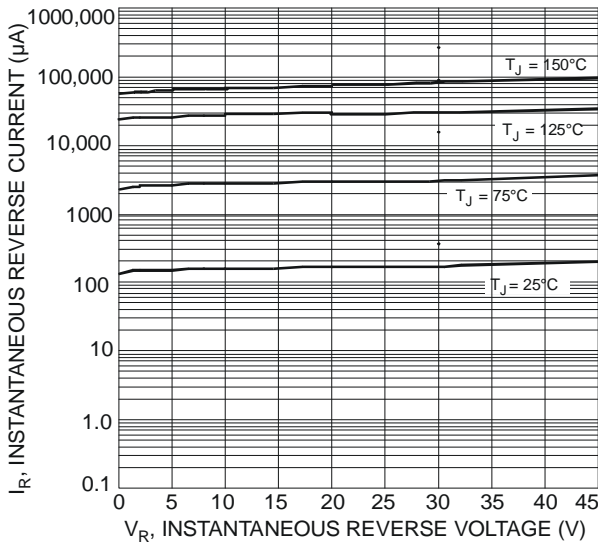


Figure 3 Typical Reverse Characteristics

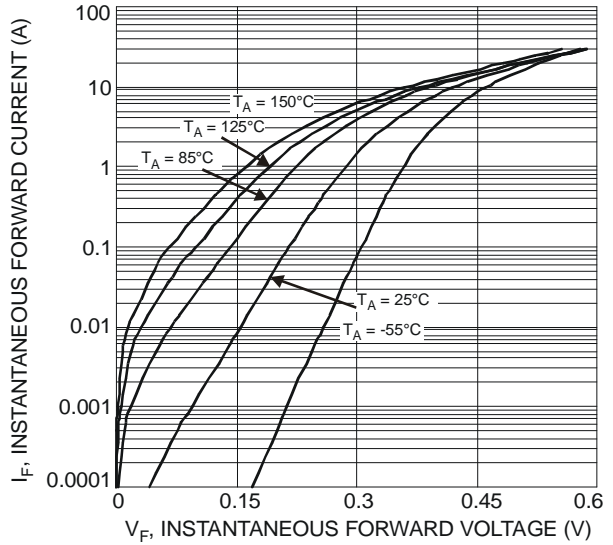


Figure 4 Typical Forward Characteristics



TM

Micro Commercial Components

## Ordering Information

Device	Packing
Part Number-TP	Tape&Reel: 5Kpcs/Reel

Note : Adding "-HF" suffix for halogen free, eg. Part Number-TP-HF

### \*\*\*IMPORTANT NOTICE\*\*\*

*Micro Commercial Components Corp.* reserves the right to make changes without further notice to any product herein to make corrections, modifications, enhancements, improvements, or other changes. *Micro Commercial Components Corp.* does not assume any liability arising out of the application or use of any product described herein; neither does it convey any license under its patent rights, nor the rights of others. The user of products in such applications shall assume all risks of such use and will agree to hold *Micro Commercial Components Corp.* and all the companies whose products are represented on our website, harmless against all damages.

### \*\*\*APPLICATIONS DISCLAIMER\*\*\*

Products offer by *Micro Commercial Components Corp.* are not intended for use in Medical, Aerospace or Military Applications.