

## Excellent Integrated System Limited

Stocking Distributor

Click to view price, real time Inventory, Delivery & Lifecycle Information:

[CNC Tech](#)  
[3030-12-0104-00](#)

For any questions, you can email us directly:  
[sales@integrated-circuit.com](mailto:sales@integrated-circuit.com)

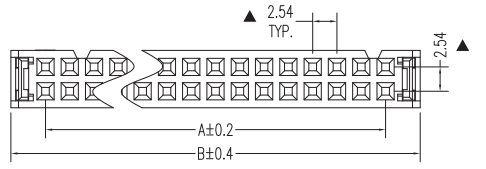
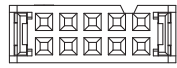
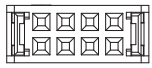
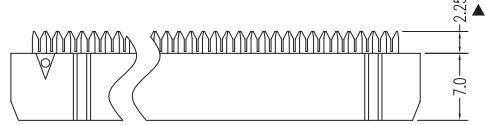
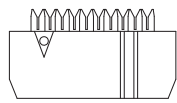
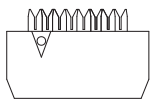
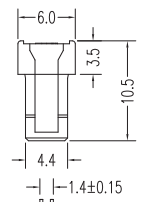
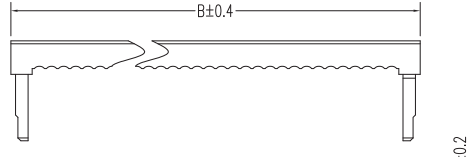
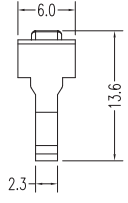
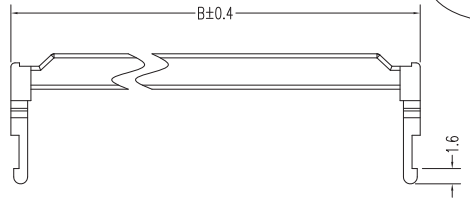
NUMBER OF POSITIONS	DIMENSION	
	A	B
08	7.62	14.86
10	10.16	17.40
12	12.70	19.94
14	15.24	22.48
16	17.78	25.02
18	20.32	27.56
20	22.86	30.10
22	25.40	32.64
24	27.94	35.18
26	30.48	37.72
30	35.56	42.80
34	40.64	47.88
36	43.18	50.42
40	48.26	55.50
44	53.34	60.58
50	60.96	68.20
60	73.66	80.90
64	78.74	85.98

NOTES:  
 Insulator Material: PBT, UL 94V-0  
 Contact Plating: Gold flash over nickel  
 Contact Material: Brass

Current Rating : 1A AC,DC  
 Contact Resistance: 20MΩ Max.  
 Dielectric Withstanding: AC 500V  
 Insulator Resistance: 1000MΩ Min.  
 Operating Temp.: -40°C~+105°C



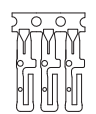
REV.	DESCRIPTION	DATE
A	RELEASE	2012/11/7



8P

10P-12P

14P-64P



Mating Part Number		
3020-ALL	3010-XX-001-11-XX	3010-XX-001-13-XX
3010-XX-002-13-XX	3010-XX-003-13-XX	

UNLESS TOLERANCE		DRAW BY		CnC Tech, LLC	
GENERAL	ANGLE	DESIGN BY	CHECK BY		
X. ± 0.30	X.* ± 3.0°			Part NO. 3030-XX-0104-00	
.X ± 0.25	.X* ± 2.0°				
.XX ± 0.20	.XX* ± 1.0°			DRW NO: _____ REV: A	
.XXX ± 0.10	.XXX* ± 0.5°				
		SCALE	SHEET	UNIT	
		1:1	1/1	MM	