

Excellent Integrated System Limited

Stocking Distributor

Click to view price, real time Inventory, Delivery & Lifecycle Information:

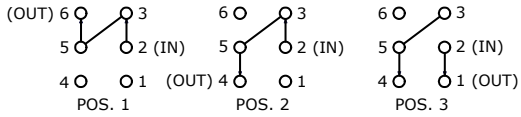
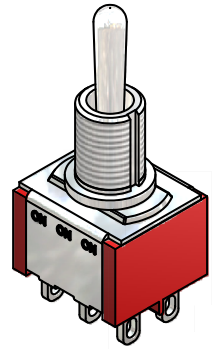
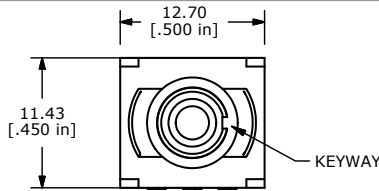
[E-Switch](#)
[100DP6T1B6M1QEH](#)

For any questions, you can email us directly:

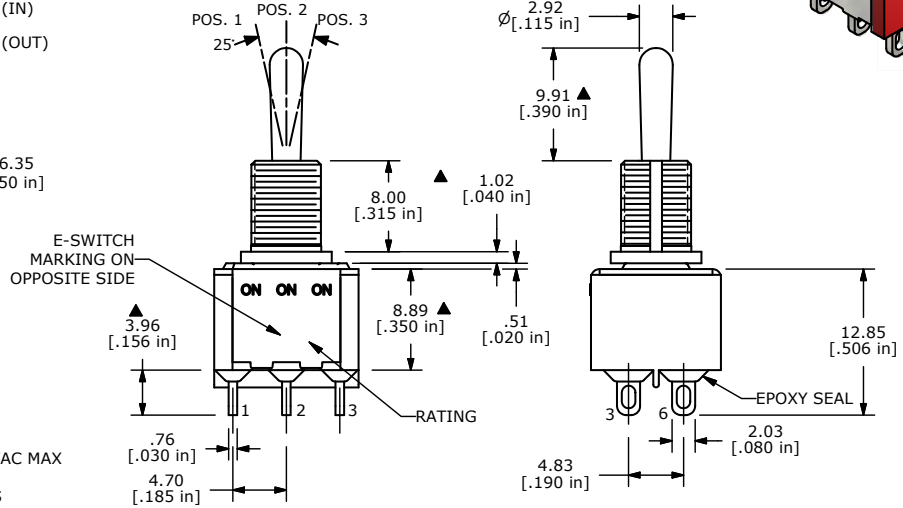
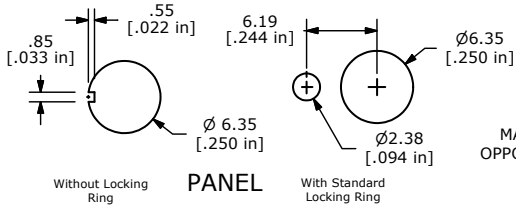
sales@integrated-circuit.com

SHEET 1 OF 1

▲ SWITCH FUNCTION		
POS. 1	POS. 2	POS. 3
ON	ON	ON
2-3, 5-6	2-1, 5-6	2-1, 5-4



DPDT 3 WAY CIRCUIT
 NOTE: JUMPER PIN 3 TO 5



- NOTE:
1. ALL DIMENSIONS IN MM [INCH]
 2. GENERAL TOLERANCE: X.X=±0.4
X.XX=±0.25
 3. TERMINAL NUMBERS FOR REF ONLY
 - ▲4. CONTACT MATERIAL: SILVER
 5. RATING: 5A MAX. @ 120 VAC OR 28VDC, 2A @ 250 VAC MAX
 6. CONTACT RESISTANCE: 100 Milli-OHMS MAX.
 7. LIFE EXPECTANCY: 40,000 MAKE-AND-BREAK CYCLES AT FULL LOAD.
 8. INSULATION RESISTANCE: 1,000 MEGA-OHM MIN.
 9. DIELECTRIC STRENGTH: 1,000 V RMS @SEA LEVEL.
 10. OPERATING TEMP.: -30°C to 85°C
 11. ▲ DENOTES CRITICAL PARAMETER.
 12. 2002/95/EC (ROHS) COMPLIANT
 13. HARDWARE TO BE SHIPPED BULK
 T100000 - HEXNUT - QTY 2
 T100011 - LOCKWASHER - QTY 1
 T100015 - LOCKRING - QTY 1



B	19706	UPDATE SWITCH FUNCTION TERM. #'S	2/23/11	BGL
A	19623	Released For Production	1/27/11	BGL
REV	PCR NO	DESCRIPTION	DATE	BY

TITLE 100DP6T1B6M1QEH				
SCALE 2:1	DATE 1/27/2011	DR BGL	DWG ST126068	REV B

THE INFORMATION CONTAINED IN THIS DOCUMENT IS PROPRIETARY TO E-SWITCH AND IS NOT TO BE COPIED OR TRANSFERRED