

## Excellent Integrated System Limited

Stocking Distributor

Click to view price, real time Inventory, Delivery & Lifecycle Information:

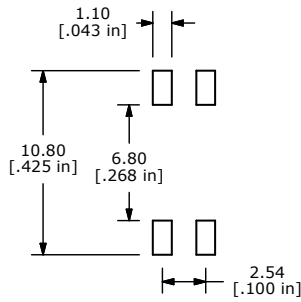
[E-Switch](#)

[KAC02LGGT](#)

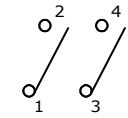
For any questions, you can email us directly:

[sales@integrated-circuit.com](mailto:sales@integrated-circuit.com)

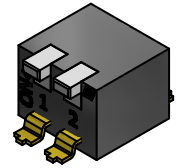
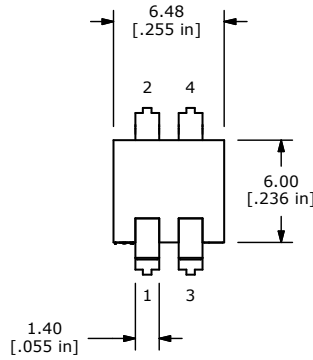
SHEET 1 OF 1



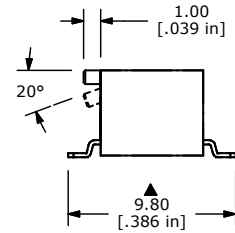
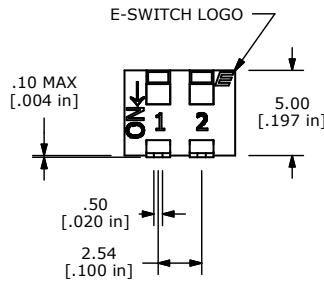
P.C.B. MOUNTING



▲ CIRCUIT - 2 POSITION



- NOTES:
1. ALL DIMENSIONS IN MM [INCH].
  2. GENERAL TOLERANCE: X.X=±0.4  
X.XX=±0.25
  3. TERM. NOS. FOR REFERENCE ONLY.
  4. CONTACT RATINGS: 25mA @24VDC. (SWITCH)  
100mA @50VDC. (CARRY)
  - ▲ 5. CONTACT MATERIAL:  
CONTACTS: (MOVABLE) COPPER W/GOLD PLATE.  
TERMINALS: BRASS w/GOLD PLATE.
  6. INSULATION RESISTANCE; 100 MΩ MIN. @500VDC.
  7. CONTACT RESISTANCE; 50 mΩ MAX INITIAL.
  8. OPERATING TEMP: -20°C TO +85°C.
  9. STORAGE TEMP: -40°C TO +85°C.
  10. ELECTRICAL LIFE: 2000 CYCLES.
  - ▲ 11. PACKAGE: TUBE (70 PER TUBE)  
WITH ALL POLES IN THE "OFF" POSITION.
  12. ▲ DENOTES CRITICAL PARAMETER.
  13. DIELECTRIC STRENGTH: 500VAC MIN FOR 1 MINUTE.
  - ▲ 14. OPERATING FORCE: 800 GRAMS MAX.
  15. 2002/95/EC (ROHS) COMPLIANT.



TITLE KAC02LGGT

A	20865	RELEASED FOR PRODUCTION	11/16/12	EBP
REV	PCR NO	DESCRIPTION	DATE	BY

THE INFORMATION CONTAINED IN THIS DOCUMENT IS PROPRIETARY TO E-SWITCH AND IS NOT TO BE COPIED OR TRANSFERRED

SCALE	DATE 11/16/2012	DR EBP	DWG N802102	REV A
-------	-----------------	--------	-------------	-------