Excellent Integrated System Limited

Stocking Distributor

Click to view price, real time Inventory, Delivery & Lifecycle Information:

E-Switch
TL4201OAXA

For any questions, you can email us directly:
sales@integrated-circuit.com

SHEET 1 OF 1

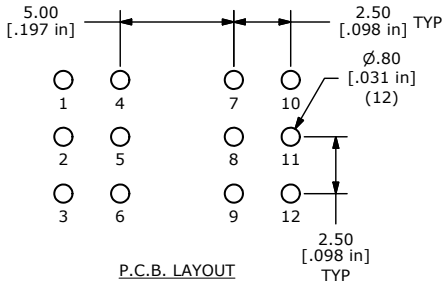

P.C.B. LAYOUT

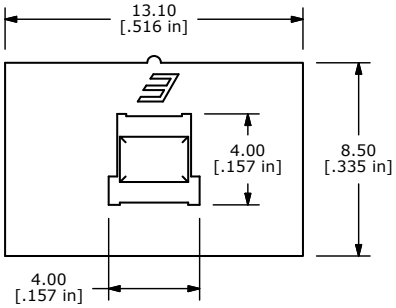

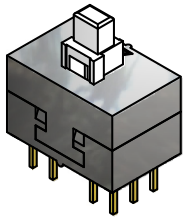

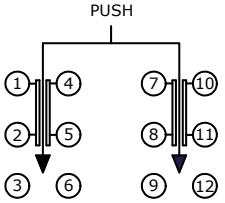

CIRCUIT DIAGRAM

SWITCH FUNCTION	
POS. 1	POS. 2
ON	ON
1-2,4-5 7-8,10-11	2-3,5-6 8-9,11-12

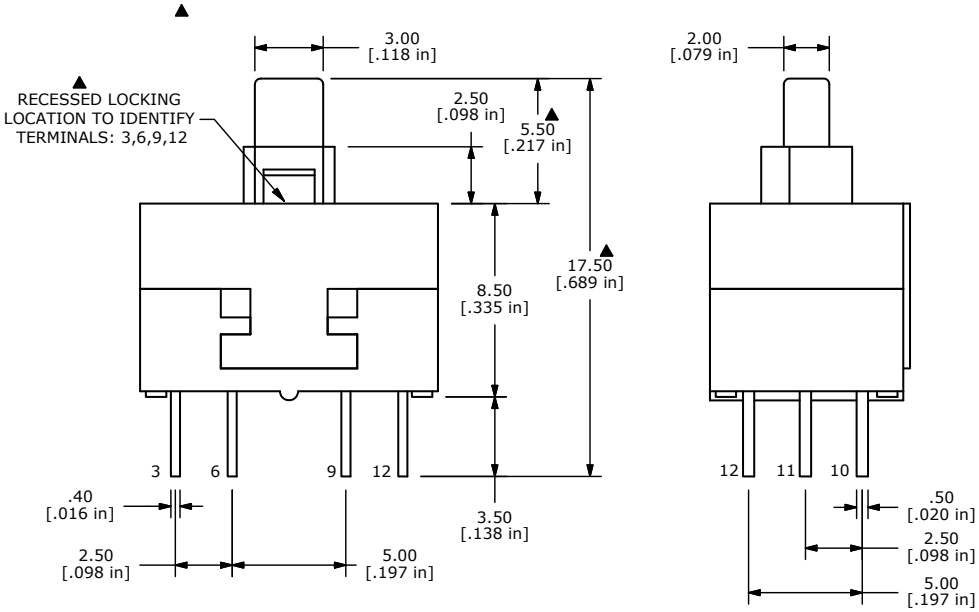

NOTES:
1. ALL DIMENSIONS IN MM [INCH]
2. GENERAL TOLERANCE: X.X=± 0.4
   X.XX=± 0.25
3. TERMINAL NUMBERS FOR REF. ONLY
4. RATING: 0.1A @ 30VDC
5. ▲ TRAVEL: FULL = 2.5mm
6. ▲ OPERATING FORCE: 300gf ± 70gf
7. ELECTRICAL LIFE: 10,000 CYCLES
8. ▲DENOTES CRITICAL PARAMETER
9. CONTACT MATERIAL: SILVER
10. 2002/95/EC (RoHS) COMPLIANT
11. INSULATION RESISTANCE: 100 MΩ MIN.
12. DIELECTRIC STRENGTH: 500 VAC
13. OPERATING TEMPERATURE: -30°C TO +85°C

REV	PCR NO	DESCRIPTION	DATE	BY
B	19691	DRAWING UPDATE	2/18/11	BGL

THE INFORMATION CONTAINED IN THIS DOCUMENT IS PROPRIETARY TO E-SWITCH AND IS NOT TO BE COPIED OR TRANSFERRED

E•SWITCH®

TITLE TL4201OAXA

SCALE	DATE	DR	DWG	REV
4:1	2/18/2011	BGL	P010881	B