

## Excellent Integrated System Limited

Stocking Distributor

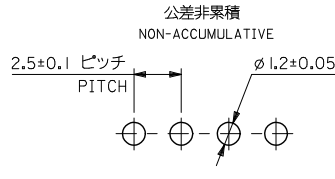
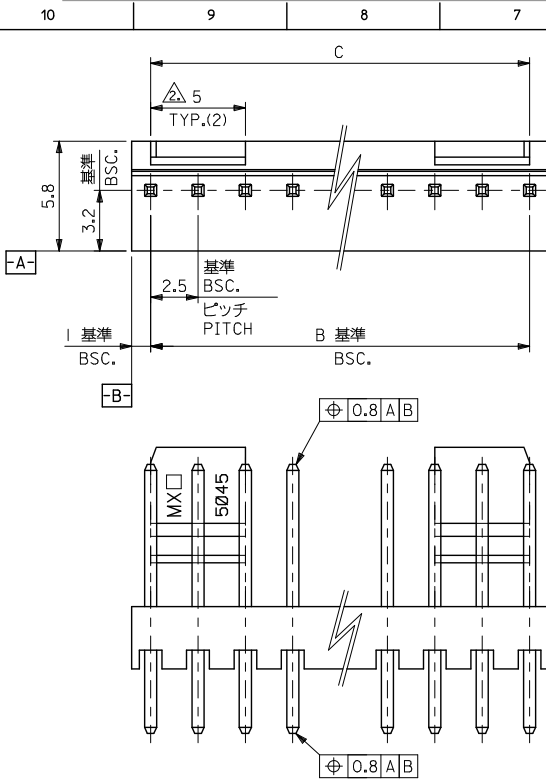
Click to view price, real time Inventory, Delivery & Lifecycle Information:

[Molex Connector Corporation](#)

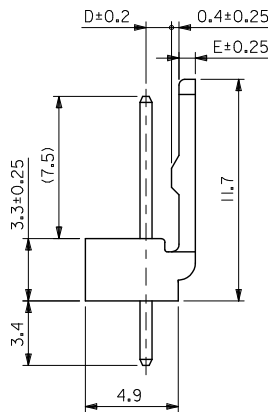
[22-04-1091](#)

For any questions, you can email us directly:

[sales@integrated-circuit.com](mailto:sales@integrated-circuit.com)



基板取付穴推奨寸法  
RECOMMENDED P.C.BOARD HOLE DIM.



注)  
NOTE.

1. 材料

MATERIAL

ピン : 0.635x14.2 黄銅、銅下地銀メッキ  
ウエハー: ポリアミド, UL94V-0  
WAFFER: POLYAMIDE, UL94V-0

△ 6種以上に適用

TO BE APPLIED FOR 6 CKT. AND MORE THEN 6 CKT.

3. 5種以下はロック部スリットなし

NO SLIT IS PROVIDED FOR 5 CKT. AND LESS THAN 5 CKT.

4. ELV 及び RoHS 適合品

ELV AND RoHS COMPLIANT

|      |      |                                       |      |            |         |
|------|------|---------------------------------------|------|------------|---------|
| 1.35 | 0.85 | 47.5 <sup>+0.1</sup> <sub>-0.25</sub> | 47.5 | 22 04 1201 | 20      |
|      |      | 45 <sup>+0.1</sup> <sub>-0.25</sub>   | 45   | 1191       | 19      |
|      |      | 42.5 <sup>+0.1</sup> <sub>-0.25</sub> | 42.5 | 1181       | 18      |
|      |      | 40 <sup>+0.1</sup> <sub>-0.25</sub>   | 40   | 1171       | 17      |
|      |      | 37.5 <sup>+0.1</sup> <sub>-0.25</sub> | 37.5 | 1161       | 16      |
|      |      | 35 <sup>+0.1</sup> <sub>-0.25</sub>   | 35   | 1151       | 15      |
|      |      | 32.5 <sup>+0.1</sup> <sub>-0.25</sub> | 32.5 | 1141       | 14      |
|      |      | 30 <sup>+0.1</sup> <sub>-0.25</sub>   | 30   | 1131       | 13      |
|      |      | 27.5 <sup>+0.1</sup> <sub>-0.25</sub> | 27.5 | 1121       | 12      |
|      |      | 25 <sup>+0.1</sup> <sub>-0.25</sub>   | 25   | 1111       | 11      |
|      |      | 22.5 <sup>+0.1</sup> <sub>-0.25</sub> | 22.5 | 1101       | 10      |
|      |      | 20 <sup>+0.1</sup> <sub>-0.25</sub>   | 20   | 1091       | 9       |
|      |      | 17.5 <sup>+0.1</sup> <sub>-0.25</sub> | 17.5 | 1081       | 8       |
|      |      | 15 <sup>+0.1</sup> <sub>-0.25</sub>   | 15   | 1071       | 7       |
|      |      | 12.5 <sup>+0.1</sup> <sub>-0.25</sub> | 12.5 | 1061       | 6       |
|      |      | 10 <sup>+0.1</sup> <sub>-0.25</sub>   | 10   | 1051       | 5       |
| 1.35 | 0.85 | 7.5 <sup>+0.1</sup> <sub>-0.25</sub>  | 7.5  | 1041       | 4       |
| 1.2  | 1    | 5 <sup>+0.1</sup> <sub>-0.25</sub>    | 5    | 1031       | 3       |
| 1.2  | 1    | 2.5 <sup>+0.1</sup> <sub>-0.25</sub>  | 2.5  | 22 04 1021 | 2       |
| D    | E    | C                                     | B    | ORDER No.  | 極数 CKT. |

|   |  |        |                            |  |  |                           |
|---|--|--------|----------------------------|--|--|---------------------------|
| REVISED<br>EC NO. J2012-0973<br>DRAWN BY<br>2012/01/30<br>CHIKIDAKAKAWA<br>2012/01/30<br>APPROVAL<br>2013/06/13 | GENERAL TOLERANCES<br>(UNLESS SPECIFIED)                   |        | DIMENSION STYLE<br>MM ONLY | SCALE<br>5:1   | DESIGN UNITS<br>METRIC                   | THIRD ANGLE<br>PROJECTION |
|   | 10 UNDER   | ± 0.4  | DRAWN BY<br>K. KOHAMA      | DATE<br>2000/03/28   | TITLE<br>KK 2.5 WAFER ASS'Y<br>WITH LOCK |                           |
|   | 10 OVER 30 UNDER   | ± 0.45 | CHECKED BY<br>T. YAMAGUCHI | DATE<br>2000/03/30   | MODEL No. : 5045-***A                    |                           |
|   | 30 OVER  | ± 0.5  | APPROVED BY                | DATE   | DOCUMENT NO.<br>SD-5045-NA               |                           |
|   | ANGULAR  | ± 3 °  | MATERIAL NO.               | SHEET NO.<br>1 OF 1  |  |                           |
|   | DRAFT WHERE APPLICABLE<br>MUST REMAIN<br>WITHIN DIMENSIONS |        | SEE CHART                  | THIS DRAWING CONTAINS INFORMATION THAT IS PROPRIETARY TO MOLEX<br>INCORPORATED AND SHOULD NOT BE USED WITHOUT WRITTEN PERMISSION |  |                           |