Excellent Integrated System Limited

Stocking Distributor

Click to view price, real time Inventory, Delivery & Lifecycle Information:

Molex Connector Corporation
22-43-6100

For any questions, you can email us directly:
sales@integrated-circuit.com

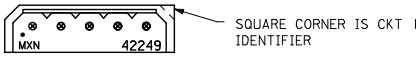

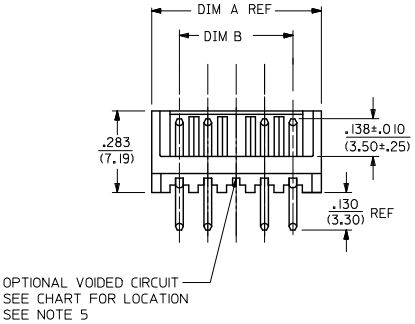

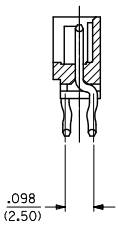

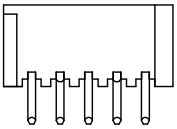

NO. OF CKTS.	KINK LOC.	DIM A IN/(MM)	DIM B IN/(MM)
2	ALL PINS	.292/(7.42)	.098/(2.50)
3	ALL PINS	.391/(9.92)	.197/(5.00)
4	ALL PINS	.489/(12.42)	.295/(7.50)
5	ALL PINS	.587/(14.92)	.394/(10.00)
6	ALL PINS	.685/(17.40)	.492/(12.50)
7	ALL PINS	.783/(19.90)	.591/(15.00)
8	ALL PINS	.882/(22.40)	.689/(17.50)
9	ALL PINS	.980/(24.90)	.787/(20.00)
10	ALL PINS	1.079/(27.40)	.886/(22.50)
11	ALL PINS	1.177/(29.90)	.984/(25.00)
12	ALL PINS	1.276/(32.40)	1.083/(27.50)
13	ALL PINS	1.374/(34.90)	1.181/(30.00)
14	ALL PINS	1.472/(37.40)	1.280/(32.50)
15	ALL PINS	1.571/(39.90)	1.378/(35.00)

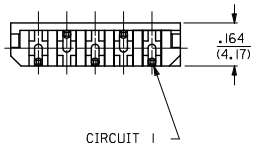

NOTES:

1) MATERIAL: HEADER : GLASS-FILLED POLYESTER, UL94V-0, COLOR: WHITE
   PIN : BRASS.
2) FINISH:
   (154) --.000100/(0.00254) MIN. TIN OVER
   .000050/(0.00127) MIN. NICKEL UNDERPLATE.
3) PRODUCT SPECS: PS-42219-0001.
4) PACKAGING SPECIFICATION: PK-42249-0001.
5) ANY VOID COMBINATION LEAVING PINS IN ONE ROW ONLY IS NOT AN AVAILABLE OPTION. THE RESULTS WOULD BE MINIMAL BOARD RETENTION.
6) THIS PART CONFORMS TO CLASS B REQUIREMENTS OF COSMETIC SPECIFICATION PS-45499-002.

A-42249-N*-*-*

NO. OF CKTS.
COLOR
A = WHITE
VOID LOCATION
PART
BLANK = STANDARD
SP = SPECIAL

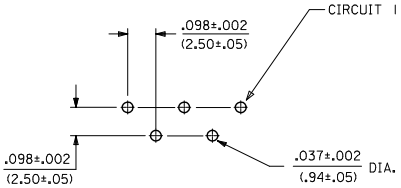

PCB HOLE LAYOUT: COMPONENT SIDE
RECOMMENDED PCB THICKNESS: .062 (1.57)

REV	DESCRIPTION
S3	REMOVE COLOR OPT. EC NO: UCP2014-2718 DRWN:MKIPPER 2014/01/06 CHKD:JBELL 2014/01/07 APPR:FSMITH 2014/01/13

QUALITY SYMBOLS

GENERAL TOLERANCES (UNLESS SPECIFIED)

	mm	INCH
4 PLACES	± ---	± ---
3 PLACES	± ---	± .010
2 PLACES	± 0.25	± .015
1 PLACE	± 0.38	± ---
0 PLACE	±	±

ANGULAR ±1/2°

DRAFT WHERE APPLICABLE MUST REMAIN WITHIN DIMENSIONS

DIMENSION STYLE: IN/MM
SCALE: 4:1
DESIGN UNITS: METRIC
THIRD ANGLE PROJECTION

		DATE
DRAWN BY	RE	12/17/88
CHECKED BY	WRL	12/17/88
APPROVED BY	LENZ	12/17/88

TITLE: 2.5 MM HEADER ASSEMBLY (STAGGERED PINS)

molex

MATERIAL NO.: SEE CHART
DOCUMENT NO.: SDA-42249-*
SHEET NO.: 1 OF *
SIZE: C

THIS DRAWING CONTAINS INFORMATION THAT IS PROPRIETARY TO MOLEX INCORPORATED AND SHOULD NOT BE USED WITHOUT WRITTEN PERMISSION

tb_frame_C_P_ME_T
Rev. G 2012/01/11

A-42249-NA-*				A-422649-NA-*							
OPTIONS	HOUSING	42249-N		OPTIONS	HOUSING	42249-N		OPTIONS	HOUSING		
	COLOR	WHITE			COLOR	WHITE			COLOR		
	PIN NO	45613-0001			PIN NO	45613-0001			PIN NO		
	PLATING	154			PLATING	154			PLATING		
Ckt	Material No	Engineering No	Void Ckts	Ckt	Material No	Engineering No	Void Ckts	Ckt	Material No	Engineering No	Void Ckts
2	22-43-6020	A-42249-2A		3	22-43-6032	A-42249-3A-3	3	2			
3	22-43-6030	A-42249-3A		4	22-43-6041	A-42249-4A-2	2	3			
4	22-43-6040	A-42249-4A		4	22-43-6042	A-42249-4A-3	3	4			
5	22-43-6050	A-42249-5A		6	022-43-6065	A-42249-06A-2	2	5			
6	22-43-6060	A-42249-6A		6	022-43-6061	A-42249-06A-5	5	6			
7	22-43-6070	A-42249-7A		6	22-43-6063	A-42249-6A-51	3,5	7			
8	22-43-6080	A-42249-8A		6	22-43-6064	A-42249-6A-52	2,4	8			
9	22-43-6090	A-42249-9A		7	022-43-6072	A-42249-07A-3	3	9			
10	22-43-6100	A-42264910A		7	022-43-6074	A-42249-07A-5	5	10			
11	22-43-6110	A-42249-11A		7	022-43-6073	A-42249-07A-51	2,5	11			
12	22-43-6120	A-42249-12A		7	022-43-6075	A-42249-07A-52	3,6	12			
13	22-43-6130	A-42249-13A						13			
14	22-43-6140	A-42249-14A						14			
15	22-43-6150	A-42249-15A						15			

REV:	ECR/ECN INFORMATION	TITLE:	SHEET No.
S3	EC NO: UCP2014-2718 DATE: 1/15/2014	**2.5 MM HEADER ASSEMBLY (STAGGERED PINS)**	**- 2 -**

DOCUMENT NUMBER:	CREATED / REVISED BY:	CHECKED BY:	APPROVED BY:
SDA-42249-*	**MKIPPER**	**JBELL**	**FSMITH**

TEMPLATE FILENAME: PRODUCT_SPEC[SIZE_A](V.1).DOC