

## Excellent Integrated System Limited

Stocking Distributor

Click to view price, real time Inventory, Delivery & Lifecycle Information:

[Molex Connector Corporation](#)

[22-43-8140](#)

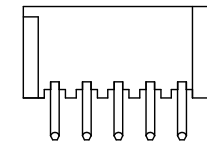
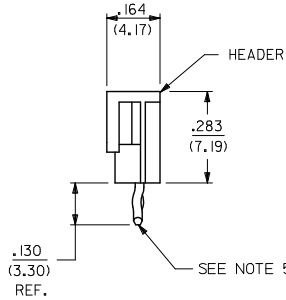
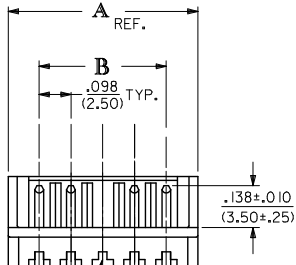
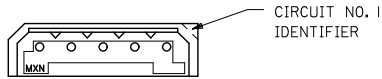
For any questions, you can email us directly:

[sales@integrated-circuit.com](mailto:sales@integrated-circuit.com)

NOTES:

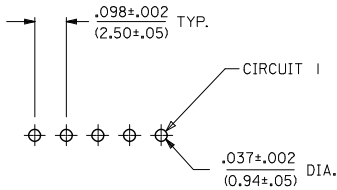
1. MATERIAL : HEADER: POLYESTER, GLASS FILLED.  
PIN : BRASS
2. FINISH:  
.000100/(0.00254) MIN. TIN OVER  
.000050/(0.00127) MIN. NICKEL UNDERPLATE.
3. PARTS CONFORM TO PRODUCT SPECIFICATION PS-42219-0001.
4. PACKAGING: SEE LEGEND.
5. KINK DIRECTION:  
2 THROUGH 7 CKTS: ADJACENT PINS KINKED IN OPPOSING DIRECTIONS.  
8 THROUGH 15 CKTS: TWO END PINS ON EACH END KINKED IN THE SAME DIRECTION. CENTER PINS WITHOUT KINKS.
6. PARTS CONFORM TO CLASS 'B' REQUIREMENTS OF COSMETIC SPEC PS-45499-002.

NO. OF CKTS.	KINK LOCATION	DIM. A	DIM. B
2	1,2	.292/(7.42)	.098/(2.50)
3	1,2,3	.391/(9.92)	.197/(5.00)
4	1,2,3,4	.489/(12.42)	.295/(7.50)
5	1,2,3,4,5	.587/(14.92)	.394/(10.00)
6	1,2,3,4,5,6	.685/(17.40)	.492/(12.50)
7	1,2,3,4,5,6,7	.783/(19.90)	.591/(15.00)
8	1,2,7,8	.882/(22.40)	.689/(17.50)
9	1,2,8,9	.980/(24.90)	.787/(20.00)
10	1,2,9,10	1.079/(27.40)	.886/(22.50)
11	1,2,10,11	1.177/(29.90)	.984/(25.00)
12	1,2,11,12	1.276/(32.40)	1.083/(27.50)
13	1,2,12,13	1.374/(34.90)	1.181/(30.00)
14	1,2,13,14	1.472/(37.40)	1.280/(32.50)
15	1,2,14,15	1.571/(39.90)	1.378/(35.00)



OPTIONAL VOIDED CIRCUIT SEE CHART FOR LOCATION

A-42267-N\*\*\*  
 NO OF CKTS ↑ ↑ ↑ ↑ ↑  
 HOUSING NO. ↑ ↑ ↑ ↑ ↑  
 VOID LOCATION ↑ ↑ ↑ ↑ ↑  
 PACKAGING METHOD  
 BLANK = BULK PACK PER PK-42249-0001



PCB HOLE LAYOUT: COMPONENT SIDE  
 RECOMMENDED PCB THICKNESS: .062/(1.57)

ADD BULK PK SPEC EC NO: UCP2013-2919 DRWN:KIPPER 2013/01/17 CHKD:ANDERSON 2013/01/17 APPR:FSMITH 2013/01/29	DESCRIPTION	QUALITY SYMBOLS	GENERAL TOLERANCES (UNLESS SPECIFIED)		DIMENSION STYLE IN/MM		SCALE ---	DESIGN UNITS METRIC	THIRD ANGLE PROJECTION
		▽=0	mm	INCH	DRAWN BY	DATE	TITLE		
REV Q3	REV	▽=0	4 PLACES ± ---	± ---	GUZIK	01/17/89	2.5 MM HEADER ASSEMBLY		
		▽=0	3 PLACES ± ---	± .010	CHECKED BY	DATE	<b>molex</b>		
▽=0	2 PLACES ± 0.25	± .014	EDGLE	01/17/89	DOCUMENT NO. SDA-42267-* SHEET NO. 1 OF 4				
▽=0	1 PLACE ± 0.36	± ---	APPROVED BY	DATE				MATERIAL NO. SEE CHART	
		▽=0	0 PLACE ±	±	LENZ	01/17/89	THIS DRAWING CONTAINS INFORMATION THAT IS PROPRIETARY TO MOLEX INCORPORATED AND SHOULD NOT BE USED WITHOUT WRITTEN PERMISSION		
			ANGULAR ±1/2°		SIZE A				
			DRAFT WHERE APPLICABLE MUST REMAIN WITHIN DIMENSIONS						





A-42267-ND-*				A-42267-NE-*				A-42267-NF-*						
OPTIONS	HOUSING	42249-NR			OPTIONS	HOUSING	42249-NC			OPTIONS	HOUSING	42249-ND		
	COLOR	RED				COLOR	ORANGE				COLOR	YELLOW		
	PIN NO	45613-0006				PIN NO	45613-0006				PIN NO	45613-0006		
	PLATING	154				PLATING	154				PLATING	154		
Ckt	Material No	Engineering No	Void Ckts	Ckt	Material No	Engineering No	Void Ckts	Ckt	Material No	Engineering No	Void Ckts			
2	22-43-8021	A-42267-2D		2	22-43-8025	A-42267-2E		2	22-43-8024	A-42267-2F				
3	22-43-8031	A-42267-3D		3	22-43-8035	A-42267-3E		3	22-43-8034	A-42267-3F				
4	22-43-8041	A-42267-4D		4	22-43-8045	A-42267-4E		4	22-43-8044	A-42267-4F				
5	22-43-8051	A-42267-5D		5	22-43-8055	A-42267-5E		5	22-43-8054	A-42267-5F				
6	22-43-8061	A-42267-6D		6	22-43-8065	A-42267-6E		6	22-43-8064	A-42267-6F				
7	22-43-8071	A-42267-7D		7	22-43-8075	A-42267-7E		7		A-42267-7F				
8	22-43-8081	A-42267-8D		8	22-43-8085	A-42267-8E		8		A-42267-8F				
9	22-43-8091	A-42267-9D		9	22-43-8095	A-42267-9E		9		A-42267-9F				
10	22-43-8101	A-42267-10D		10	22-43-8105	A-42267-10E		10	22-43-8104	A-42267-10F				
11	22-43-8111	A-42267-11D		11	22-43-8115	A-42267-11E		11		A-42267-11F				
12	22-43-8121	A-42267-12D		12	22-43-8125	A-42267-12E		12		A-42267-12F				
13	22-43-8131	A-42267-13D		13	22-43-8135	A-42267-13E		13		A-42267-13F				
14	22-43-8141	A-42267-14D		14	22-43-8145	A-42267-14E		14		A-42267-14F				
15	22-43-8151	A-42267-15D		15	22-43-8155	A-42267-15E		15		A-42267-15F				
REV: <b>Q1</b>	ECR/ECN INFORMATION: EC NO: UCP2007-1449 DATE: 12/19/2006			TITLE: <b>2.5 MM HEADER ASSEMBLY</b>					SHEET No. <b>- 3 -</b>					
DOCUMENT NUMBER: <b>SDA-42267-*</b>				CREATED / REVISED BY: <b>ELHAG</b>		CHECKED BY: <b>LSCHMIDT</b>		APPROVED BY: <b>FSMITH</b>						

A-42249-NG-*				A-42249-NH-*				A-42249-NA-(154)				
OPTIONS	HOUSING	42249-NE		OPTIONS	HOUSING	42249-NG		OPTIONS	HOUSING	42249-N		
	COLOR	GREEN			COLOR	GREY			COLOR	NATURAL		
	PIN NO	45613-0006			PIN NO	45613-0006			PIN NO	45613-0006		
	PLATING	154			PLATING	154			PLATING	154		
Ckt	Material No	Engineering No	Void Ckts	Ckt	Material No	Engineering No	Void Ckts	Ckt	Material No	Engineering No	Void Ckts	
2	22-43-8026	A-42267-2G		2	22-43-8022	A-42267-2H		2	50-34-9252	A-42267-02A-(154)		
3	22-43-8036	A-42267-3G		3	22-43-8032	A-42267-3H		3	50-34-9253	A-42267-03A-(154)		
4	22-43-8046	A-42267-4G		4		A-42267-4H		4	50-34-9254	A-42267-04A-(154)		
5	22-43-8056	A-42267-5G		5		A-42267-5H		5	50-34-9255	A-42267-05A-(154)		
6	22-43-8066	A-42267-6G		6	22-43-8062	A-42267-6H		6	50-34-9256	A-42267-06A-(154)		
7	22-43-8076	A-42267-7G		7		A-42267-7H		7	50-34-9257	A-42267-07A-(154)		
8	22-43-8086	A-42267-8G		8		A-42267-8H		8	50-34-9258	A-42267-08A-(154)		
9	22-43-8096	A-42267-9G		9		A-42267-9H		9	50-34-9259	A-42267-09A-(154)		
10	22-43-8106	A-42267-10G		10		A-42267-10H		10	50-34-9260	A-42267-10A-(154)		
11	22-43-8116	A-42267-11G		11		A-42267-11H		11	50-34-9261	A-42267-11A-(154)		
12	22-43-8126	A-42267-12G		12		A-42267-12H		12	50-34-9262	A-42267-12A-(154)		
13	22-43-8136	A-42267-13G		13		A-42267-13H		13	50-34-9263	A-42267-13A-(154)		
14	22-43-8146	A-42267-14G		14		A-42267-14H		14	50-34-9264	A-42267-14A-(154)		
15	22-43-8156	A-42267-15G		15		A-42267-15H		15	50-34-9265	A-42267-15A-(154)		
	22-448076	A-42267-07G-3	3									
REV: <b>Q1</b>	ECR/ECN INFORMATION: EC NO: UCP2007-1449 DATE: 12/19/2006			TITLE: <b>2.5 MM HEADER ASSEMBLY</b>						SHEET No. <b>- 4 -</b>		
DOCUMENT NUMBER: <b>SDA-42267-*</b>				CREATED / REVISED BY: <b>ELHAG</b>			CHECKED BY: <b>LSCHMIDT</b>		APPROVED BY: <b>FSMITH</b>			