


## Excellent Integrated System Limited

Stocking Distributor


Click to view price, real time Inventory, Delivery & Lifecycle Information:

[PUI Audio, Inc.](#)  
[AUM-5047L-3-R](#)

For any questions, you can email us directly:  
[sales@integrated-circuit.com](mailto:sales@integrated-circuit.com)



## AUM-5047L-3-R Uni-Directional Microphone

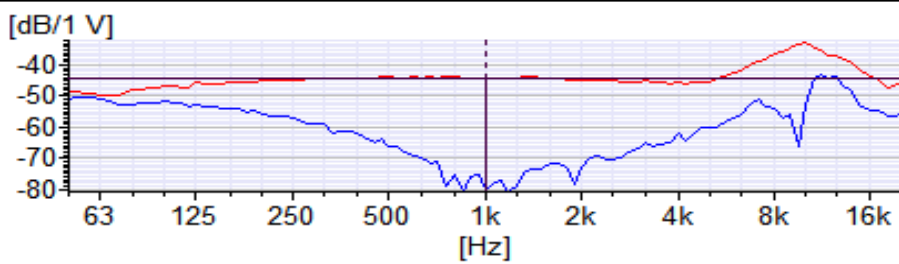



3541 Stop Eight Road • Dayton, Ohio 45414

### Product Overview

- 9.7mm overall diameter and 5mm height with solder pads
- -47 dB sensitivity for use in most environments
- Wide 1.5 to 10 VDC operating voltage and 50-16,000 Hz frequency response
- 55 dB signal-to-noise ratio and 680 ohm impedance
- Omni-directional polar pattern for great off-axis response

Typical Frequency Response and Sensitivity (red on-axis, blue off-axis)

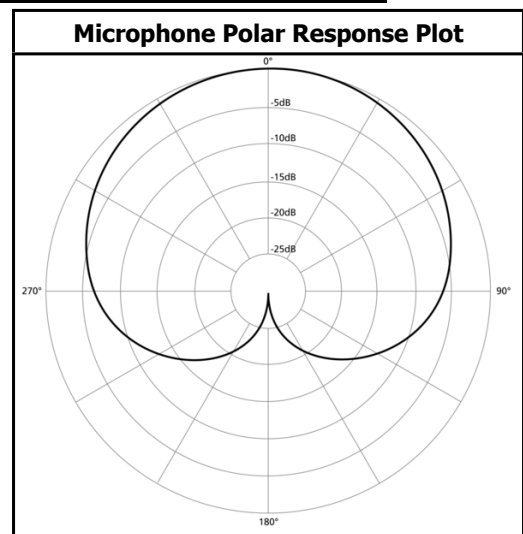
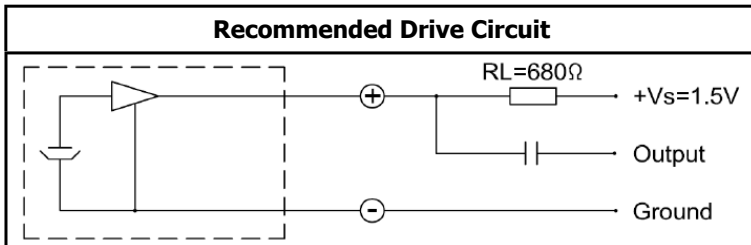




**pui audio** inc  
 a projects unlimited company

## AUM-5047L-3-R Uni-Directional Microphone

Mechanical and Environment Testing	
Test Description	Test Condition
High Temperature	70°C with random humidity for 200 hours
Low Temperature	-20°C with random humidity for 200 hours
Humidity	40°C with 90% relative humidity for 200 hours
Vibration	3 mm movement for 3 minutes in each of 3 axis
Drop Test	70 cm free fall onto 20 mm thick board, two directions
Temperature Cycle Test	-20°C to 70°C, 5 cycles



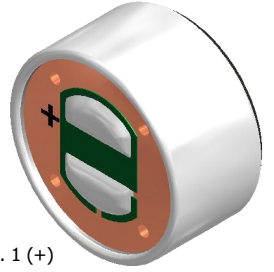
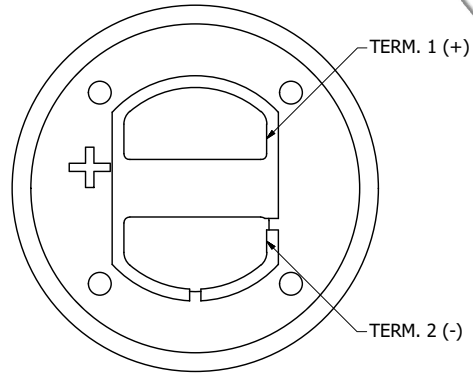
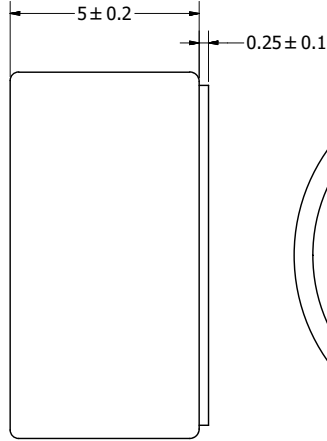
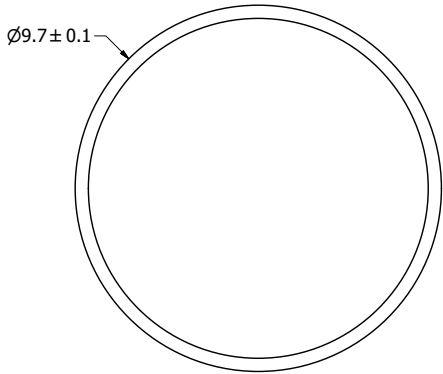
### SPECIFICATIONS

PARAMETERS	VALUES	UNIT
DIRECTIVITY	UNI	-
SENSITIVITY	-47 ± 4	dB
STANDARD OPERATING VOLTAGE	1.5	Vdc
MAX OPERATING VOLTAGE	10	Vdc
CURRENT CONSUMPTION (MAX)	0.5	mA
IMPEDANCE	0.68	KOhm
SIGNAL TO NOISE RATIO (MIN.)	55	dB
TERMINAL	SOLDER PADS	-
INTERNAL CAPACITOR	N/A	pF

THIS DOCUMENT CONTAINS DATA PROPRIETARY TO PROJECTS UNLIMITED, INC. ANY USE OR REPRODUCTION, IN ANY FORM, WITHOUT PRIOR WRITTEN PERMISSION OF PROJECTS UNLIMITED, INC. IS PROHIBITED.  
 ©2003, Projects Unlimited Inc.

### REVISION HISTORY

LTR	DESCRIPTION	DATE	APPROVED
-	RELEASED FROM ENGINEERING	4/17/2013	
A	REVISED TO INVENTOR 3-D DRAWING TEMPLATE	8/5/2013	B.R.



#### NOTES:

1. ALL DIMENSIONS ARE IN MILLIMETERS.
2. SPECIFICATIONS SUBJECT TO CHANGE OR WITHDRAWL WITHOUT NOTICE.
3. THIS PART IS RoHS 2011/65/EU COMPLIANT.
4. THIS PART IS BACK ELECTRET.

UNLESS OTHERWISE SPECIFIED: DIMENSIONS ARE IN MILLIMETERS, TOLERANCES ARE ±0.5 AND ANGLES ARE ±3°.	SIZE	Designed by	Date	Checked by	Date	Approved by	Date	Drawn Date	
	A3	J.D.	4/17/2013	M.L.	4/17/2013	B.R.	4/17/2013	8/5/2013	
AUM-5047L-3-R (Back Electret).idw				AUM-5047L-3-R (Back Electret)				Edition	Sheet
				Microphone				-	1 / 1