

Excellent Integrated System Limited

Stocking Distributor

Click to view price, real time Inventory, Delivery & Lifecycle Information:

[Molex Connector Corporation](#)
[0250020801](#)

For any questions, you can email us directly:

sales@integrated-circuit.com

CABLE SPECIFICATIONS:

1- STANDARD JUMPER SERIES #25002 (8997 CABLE, .125" S/R BOTH ENDS)

2- PHYSICAL

CONDUCTOR SPACING100" (2.54mm) ϕ TO ϕ
 WIRE GAUGE 24 AWG (17/32), TOPCOAT
 INSULATION GRAY PVC
 EDGE MARK COLOR RED

3- AGENCY

U.L. STYLE 2851
 TEMPERATURE RATING -20 °C TO 105 °C
 VOLTAGE RATING 300V. MAX.
 FLAMMABILITY RATING VW-1

4- SPECIAL REQUIREMENT

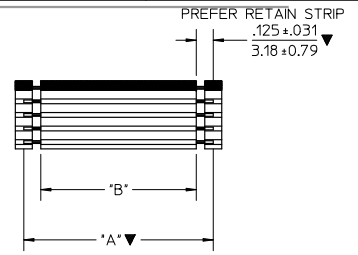
RoHS AND LEAD FREE COMPLIANT
 NO TEXT MARKING ON PCB

5- GENERAL


NON-OPERATING TEMPERATURE -20°C TO 105°C

6- SOLDERING CONDITION

SOLDER TEMPERATURE 260°C. MAX.
 SOLDERING TIME 3 SECOND. MAX.
 INSULATION SHRINK 2MM. NOM

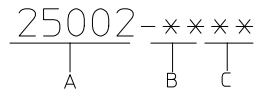


PCB HOLE LAYOUT
 RECOMMENDED HOLE DIA. .037 In.



OVERALL LENGTH ("A")
 TOLERANCE FOR OAL +/- .100"
 INSULATION LENGTH ("B" REF.)
 DIMS "A" & "B" REFERS TO
 SHOWN IN MATRIX.

LENGTH "A" (±.100")	1.250"	2.250"	3.250"	4.250"	5.250"	6.250"	7.250"	8.250"	
LENGTH "B" (REF)	1.000"	2.000"	3.000"	4.000"	5.000"	6.000"	7.000"	8.000"	
CIRCUITS	2	25002-0201	25002-0202	25002-0203	25002-0204	25002-0205	25002-0206	25002-0207	25002-0208
3	25002-0301	25002-0302	25002-0303	25002-0304	25002-0305	25002-0306	25002-0307	25002-0308	
4	25002-0401	25002-0402	25002-0403	25002-0404	25002-0405	25002-0406	25002-0407	25002-0408	
5	25002-0501	25002-0502	25002-0503	25002-0504	25002-0505	25002-0506	25002-0507	25002-0508	
6	25002-0601	25002-0602	25002-0603	25002-0604	25002-0605	25002-0606	25002-0607	25002-0608	
7	25002-0701	25002-0702	25002-0703	25002-0704	25002-0705	25002-0706	25002-0707	25002-0708	
8	25002-0801	25002-0802	25002-0803	25002-0804	25002-0805	25002-0806	25002-0807	25002-0808	
9	25002-0901	25002-0902	25002-0903	25002-0904	25002-0905	25002-0906	25002-0907	25002-0908	
10	25002-1001	25002-1002	25002-1003	25002-1004	25002-1005	25002-1006	25002-1007	25002-1008	



A = STD. JUMPER I.D. No
 B = CIRCUIT SIZE
 2 THRU 10
 C = DENOTES LENGTH
 1.000" TO 8.000"

SEE CHANGE DETAIL		QUALITY SYMBOLS ▽=3 ▽=0	GENERAL TOLERANCES (UNLESS SPECIFIED)	DIMENSION STYLE		SCALE	DESIGN UNITS	THIRD ANGLE PROJECTION
EC NO: THL2008-0019				IN/MM	NTS	INCH		
DRAWN BY CPANSAKHOM		DRAWING: CPANSAKHOM 2007/12/07 CHKD: CHALEM 2007/12/11 APPR: SVIRAT JAPOL 2007/12/20	4 PLACES ± --- ± ---	DRAWN BY CPANSAKHOM	DATE 2006/06/01	TITLE STANDARD JUMPER .100" CTRS PVC INSULATED 24 AWG TOPCOATED MOLEX INCORPORATED		
DRWING: CPANSAKHOM			3 PLACES ± --- ± ---	CHECKED BY	DATE			
CHKD: CHALEM			2 PLACES ± --- ± ---	APPROVED BY	DATE			
APPR: SVIRAT JAPOL			1 PLACE ± --- ± ---	SVIRAT JAPOL	2006/06/01			
REV		DESCRIPTION	ANGULAR ± --- °	MATERIAL NO.	DOCUMENT NO.	SHEET NO.		
B				SEE CHART	SD-25002-001	1 OF 1		
A				SIZE A4	THIS DRAWING CONTAINS INFORMATION THAT IS PROPRIETARY TO MOLEX INCORPORATED AND SHOULD NOT BE USED WITHOUT WRITTEN PERMISSION			