

## Excellent Integrated System Limited

Stocking Distributor

Click to view price, real time Inventory, Delivery & Lifecycle Information:

[IXYS Corporation](#)  
[DSSK60-015A](#)

For any questions, you can email us directly:  
[sales@integrated-circuit.com](mailto:sales@integrated-circuit.com)

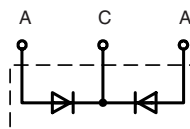
## Power Schottky Rectifier with common cathode

$$I_{FAV} = 2 \times 30 \text{ A}$$


$$V_{RRM} = 150 \text{ V}$$

$$V_F = 0.66 \text{ V}$$

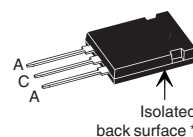
$V_{RSM}$	$V_{RRM}$	Type
V	V	
150	150	DSSK 60-015A
150	150	DSSK 60-015AR



**TO-247 AD**  
Version A



**ISOPLUS 247™**  
Version AR



\* Patent pending

C = Cathode, A = Anode, TAB = Cathode

Symbol	Conditions	Maximum Ratings	
$I_{FRMS}$		70	A
$I_{FAV}$	$T_C = 155^\circ\text{C}$ ; rectangular, $d = 0.5$	30	A
$I_{FAV}$	$T_C = 155^\circ\text{C}$ ; rectangular, $d = 0.5$ ; per device	60	A
$I_{FSM}$	$T_{VJ} = 45^\circ\text{C}$ ; $t_p = 10 \text{ ms}$ (50 Hz), sine	600	A
$E_{AS}$	$I_{AS} = 4 \text{ A}$ ; $L = 100 \mu\text{H}$ ; $T_{VJ} = 25^\circ\text{C}$ ; non repetitive	0.8	mJ
$I_{AR}$	$V_A = 1.5 \cdot V_{RRM}$ typ.; $f = 10 \text{ kHz}$ ; repetitive	0.4	A
$(dv/dt)_{cr}$		18000	V/ $\mu\text{s}$
$T_{VJ}$		-55...+175	$^\circ\text{C}$
$T_{VJM}$		175	$^\circ\text{C}$
$T_{stg}$		-55...+150	$^\circ\text{C}$
$P_{tot}$	$T_C = 25^\circ\text{C}$	190	W
$M_d$	Version A: mounting torque M3	0.8...1.2	Nm
$F_C$	Version AR: mounting force with clip	20...120	N
$V_{ISOL}^*$	50/60 Hz, RMS, $t = 1 \text{ minute}$ , leads-to-tab	2500	V~
<b>Weight</b>	typical	6	g

\* Version AR only

Symbol	Conditions	Characteristic Values	
		typ.	max.
$I_R$ ①	$V_R = V_{RRM}$ ; $T_{VJ} = 25^\circ\text{C}$		2 mA
	$V_R = V_{RRM}$ ; $T_{VJ} = 125^\circ\text{C}$		20 mA
$V_F$	$I_F = 30 \text{ A}$ ; $T_{VJ} = 125^\circ\text{C}$		0.66 V
	$I_F = 30 \text{ A}$ ; $T_{VJ} = 25^\circ\text{C}$		0.81 V
	$I_F = 60 \text{ A}$ ; $T_{VJ} = 125^\circ\text{C}$		0.80 V
$R_{thJC}$		0.25	0.8 K/W
$R_{thCH}$			K/W

Pulse test: ① Pulse Width = 5 ms, Duty Cycle < 2.0 %  
 Data according to IEC 60747 and per diode unless otherwise specified

### Features

- International standard package
- Very low  $V_F$
- Extremely low switching losses
- Low  $I_{RM}$ -values
- Epoxy meets UL 94V-0
- Version ..R isolated and UL registered E153432

### Applications

- Rectifiers in switch mode power supplies (SMPS)
- Free wheeling diode in low voltage converters

### Advantages

- High reliability circuit operation
- Low voltage peaks for reduced protection circuits
- Low noise switching
- Low losses

Dimensions see Outlines.pdf



**DSSK 60-015A**  
**DSSK 60-015AR**

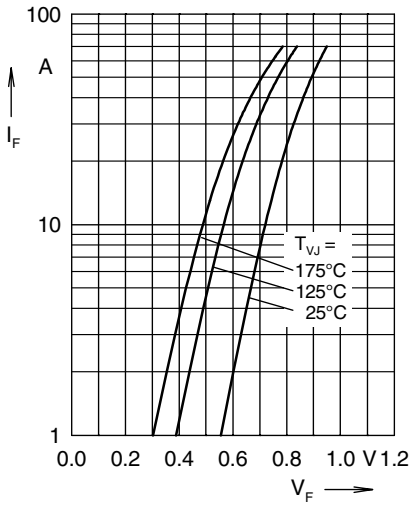


Fig. 1 Maximum forward voltage drop characteristics

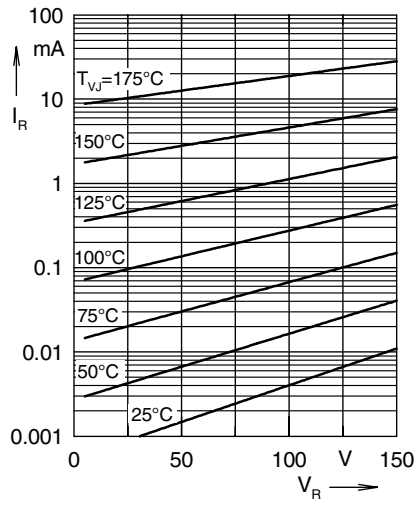


Fig. 2 Typ. value of reverse current  $I_R$  versus reverse voltage  $V_R$

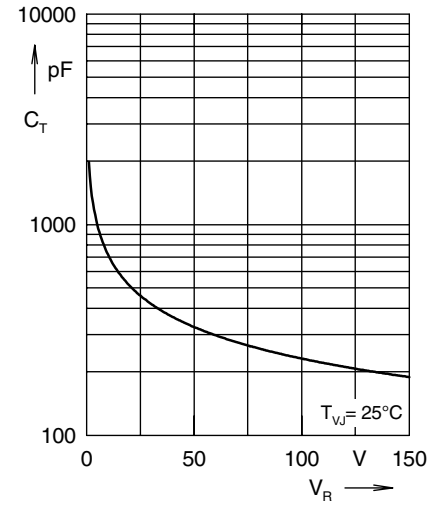


Fig. 3 Typ. junction capacitance  $C_T$  versus reverse voltage  $V_R$

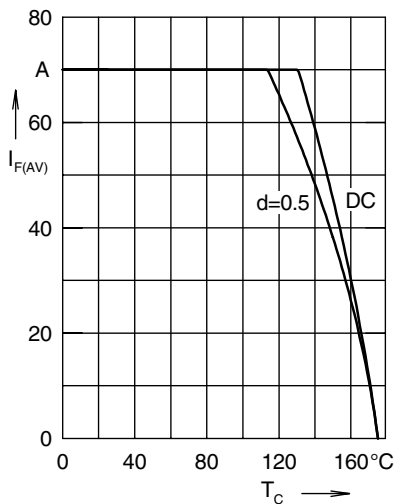


Fig. 4 Average forward current  $I_{F(AV)}$  versus case temperature  $T_C$

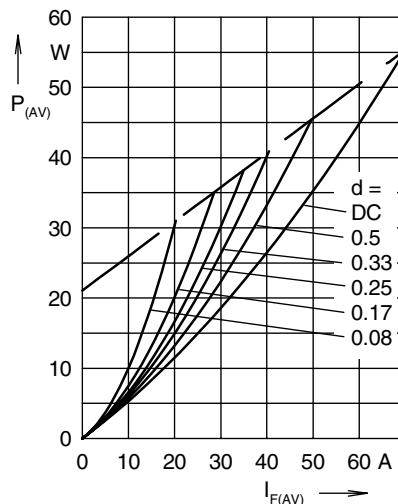


Fig. 5 Forward power loss characteristics

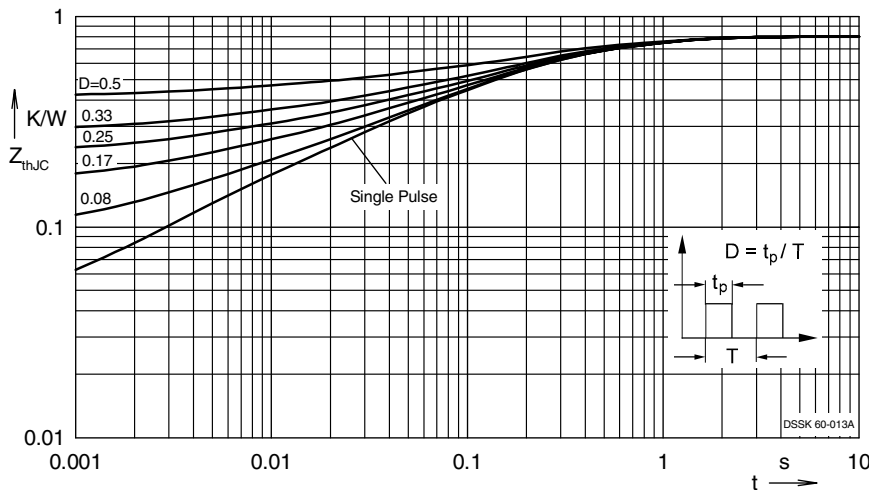


Fig. 6 Transient thermal impedance junction to case at various duty cycles