



Excellent Integrated System Limited

Stocking Distributor

Click to view price, real time Inventory, Delivery & Lifecycle Information:

[CUI Inc.](#)
[DTS090330UTC-P5P](#)

For any questions, you can email us directly:
sales@integrated-circuit.com

SPEC NO: 296PS-274		PAGE NO: 1 of 6
PART NO: DTS090330UT	UNIT: mm	DATE: 05/04/01
All information contained herein applies only to the above listed part number. Other versions of this part number with electrical or mechanical variations are available. Contact CUI Inc. for further assistance. 9615 SW Allen Blvd., Ste. 103, Beaverton OR 97005 800-275-4899 • 503-643-4899 • Fax: 503-643-6129 • www.cui.com		

1.0 General Description

Model **DTS090330UT** is a universal switching-mode power supply, operating at input voltage 90VAC to 264VAC and output voltage of 9VDC with 3.3A DC load.

2.0 Electric Characteristics

2.1 Input

No	ITEM	SPECIFICATION
1.	Rated input Voltage	AC100V-240V
	Vibration input Voltage Range	AC90V-264V
2.	Frequency Rated	50-60Hz
	Frequency Vibration	47-63Hz
3.	Input Rated Current	800mA RMS Max
	Input min. Current	100mA Max
	Inrush Current	30A Max .at 115vac cool start 50A Max. at 230vac cool start
4.	Input power	75VA Max
5.	Leakage current	0.25mA
6.	Efficiency	70% Min.

SPEC NO: 296PS-274		PAGE NO: 2 of 6
PART NO: DTS090330UT	UNIT: mm	DATE: 05/04/01
All information contained herein applies only to the above listed part number. Other versions of this part number with electrical or mechanical variations are available. Contact CUI Inc. for further assistance. 9615 SW Allen Blvd., Ste. 103, Beaverton OR 97005 800-275-4899 • 503-643-4899 • Fax: 503-643-6129 • www.cui.com		

2.2 Output:

No	ITEM	SPECIFICATION
1.	*output Voltage	+9VDC
2.	*output max. current	3.3A
3	output min. Current	0A
4.	Line regulation	± 1%
5	Load regulation	± 5%
6	Over voltage protection	11.4V to 12.6V (output shut down)
7	Short circuit protection	Output shut down and auto restart
8	Ripple Noise	100-240V 100mV(p-p) Max

3.0 HI-POT SPECIFICATION

3.1 Input to output : 3000VAC 10mA 1 minute.

4.0 Insulation resistance:

4.1 Input to output : 500vdc to test the input to output resistance not be less 100M ohm

5.0 Safety approved: UL,CUL,CE,GS

6.0 EMI standard : meet FCC class B , VCCI – II ,CE

7.0 Mechanical specification:

SPEC NO: 296PS-274		PAGE NO: 3 of 6	
PART NO: DTS090330UT		UNIT: mm	DATE: 05/04/01
<small>All information contained herein applies only to the above listed part number. Other versions of this part number with electrical or mechanical variations are available. Contact CUI Inc. for further assistance. 9615 SW Allen Blvd., Ste. 103, Beaverton OR 97005 800-275-4899 • 503-643-4899 • Fax: 503-643-6129 • www.cui.com</small>			

7.1 AC Plug : IEC 320 3PIN

7.2 DC cord:

**7.2.1 Bending test: Life 1000 times 100% guarantee. Swings 120 form
 Left to right loading weight 500 gm , 40 cycle/minute.**

7.2.2 Pull test : DC cord and plug ,weight 6kg for 1 minute.

7.3 Cord length and Output plug: See Reference (2)

7.4 Weight 230 gm

7.5 Case Size:(L) 98 X (W) 50 X (H) 28mm

8.0 Normal operating temperature and humidity

8.1 Operating temperature : 0°C to 40°C.


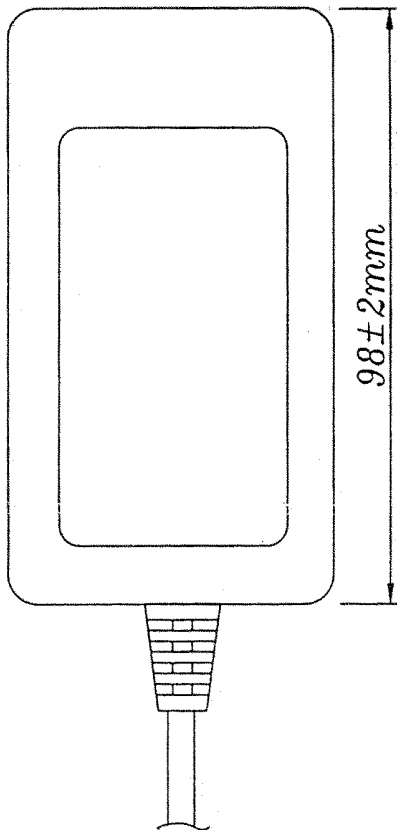
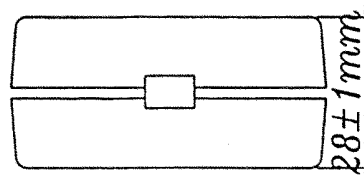
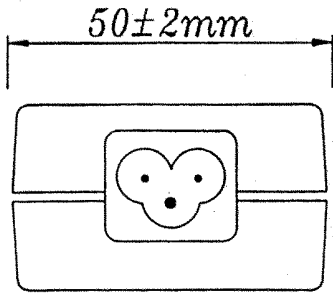
8.2 Humidity : 20% to 80%.

9.0 Storage temperature and humidity:

9.1 Storage temperature : -10°C to 70°C.

9.2 Humidity : 10% to 90%.

SPEC NO: 296PS-274		PAGE NO: 4 of 6	
PART NO: DTS090330UT		UNIT: mm	DATE: 05/04/01
All information contained herein applies only to the above listed part number. Other versions of this part number with electrical or mechanical variations are available. Contact CUI Inc. for further assistance. 9615 SW Allen Blvd., Ste. 103, Beaverton OR 97005 800-275-4899 • 503-643-4899 • Fax: 503-643-6129 • www.cui.com			



SPEC NO: 296PS-274		PAGE NO: 6 of 6
PART NO: DTS090330UT	UNIT: mm	DATE: 05/04/01
All information contained herein applies only to the above listed part number. Other versions of this part number with electrical or mechanical variations are available. Contact CUI Inc. for further assistance. 9615 SW Allen Blvd., Ste. 103, Beaverton OR 97005 800-275-4899 • 503-643-4899 • Fax: 503-643-6129 • www.cui.com		

TEST CONDITION	I/P	SPEC.	1	2	3	4	5	6
LINE REGULATION AT LOAD 3.3A OUTPUT VOLTAGE	90V	9VDC ±5%	8.8	8.7				
	115V		8.8	8.7				
	130V		8.8	8.7				
	190V		8.8	8.7				
	230V		8.8	8.7				
Ripple Noise (V p-p)	100V	1000 mV	42	39				
	230V	Max.	36	34				

INPUT CHARACTERISTICS:				
INPUT VOLTAGE	INPUT CURRENT	INPUT POWER	POWER FACTOR	EFFICIENCY
90V	0.64	34.8	0.68	76.3
115V	0.53	34.2	0.53	77.4
130V	0.48	34.1	0.46	77.9
180V	0.40	33.7	0.40	78.6
230V	0.36	34.2	0.35	77.2
260V	0.36	35.2	0.33	75.2

TEST CONDITION	I/P	SPEC.	1	2	3	4	5	6
LINE REGULATION AT LOAD 0A OUTPUT VOLTAGE	90V	9VDC ±5%	9.26	9.24				
	115V		9.26	9.24				
	130V		9.26	9.24				
	190V		9.26	9.24				
	230V		9.26	9.24				
Ripple Noise (V p-p)	100V	100 mV	3	3				
	230V	Max.	4	5				

OUTPUT POWER PROTECTION:						
INPUT	90V	115V	132V	180V	230V	264V
RESULT	50.5	54.6	51.6	50.3	52.11	54.3

OVER CURRENT PROTECTION:						
INPUT	90V	115V	132V	180V	230V	264V
RESULT	6.0	7.4	7.2	6.6	6.8	7.0