

Excellent Integrated System Limited

Stocking Distributor

Click to view price, real time Inventory, Delivery & Lifecycle Information:

[FCI](#)
[HM2P08PCW1A1N9](#)

For any questions, you can email us directly:
sales@integrated-circuit.com

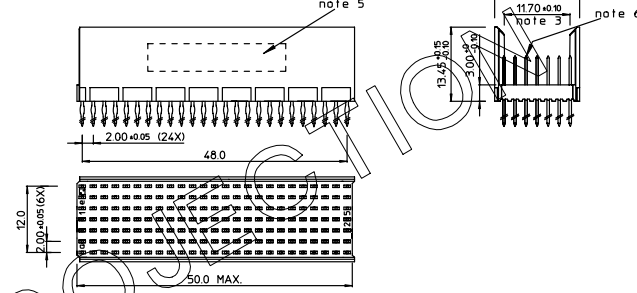
BS.C ,201843.524	D	GEN. ST.	01	02	03	04	05	06	07	08	0D	50	60	70	80	90	REV.	DATE	DESCRIPTION	BY	C'K'D'										
		INT. ST.	10	11	12	13	14	18	20	31	32	33	34	38	39	40						42	43	44	45	46	48	56	70	72	73

A	2001-09-14	CONVERSION REVISION 02	KH
B	2002-05-28	EC 820086	MF
C	2005-10-29	I05-0209	VIVEK
D	2006-07-10	I06-0097	VIVEK

LOADING PATTERN MATING SIDE

f	3	3	3	3	3	3	3	3	3	3	3	3	3	3	3	3	3	3	3	3	3	3	3	3	3	3	3	3	3	3	3	3	3	3	3			
e	1	1	1	1	1	1	3	1	1	1	1	1	1	1	1	3	1	1	1	1	1	1	1	1	1	1	1	1	1	1	1	1	1	1	1			
d	1	1	1	1	1	1	1	3	1	1	1	1	1	1	1	3	1	1	1	1	1	1	1	1	1	1	1	1	1	1	1	1	1	1	1			
c	1	1	1	1	1	1	1	3	1	1	1	1	1	1	1	3	1	1	1	1	1	1	1	1	1	1	1	1	1	1	1	1	1	1	1			
b	1	1	1	1	1	1	3	1	1	1	1	1	1	1	1	3	1	1	1	1	1	1	1	1	1	1	1	1	1	1	1	1	1	1	1			
q	1	1	1	1	1	1	3	1	1	1	1	1	1	1	1	3	1	1	1	1	1	1	1	1	1	1	1	1	1	1	1	1	1	1	1			
z	3	3	3	3	3	3	3	3	3	3	3	3	3	3	3	3	3	3	3	3	3	3	3	3	3	3	3	3	3	3	3	3	3	3	3			
SOP	0																																					
1	1																																					

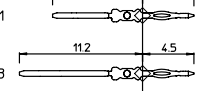
LOADED CONNECTOR ASSEMBLY
(FOR EXAMPLE)



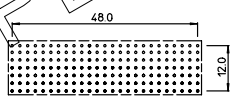
SHEET NR. : 628

CONTACT OVERVIEW

SEATING PLANE FOR CONNECTOR



LAY-OUT P.C.B. -HOLE



LEAD FREE INDICATOR : LF = LEAD FREE (DIGIT 15 & 16)

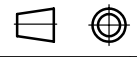
HM2P08PCW1A1

PLATING CODE (DIGIT 13 AND 14)
(REF DWG No. BS.C ,201844.003)

- NOTES:**
1. THIS PRODUCT IS CSA APPROVED.
 2. THIS PRODUCT IS UL RECOGNIZED.
 3. MEASURED AT THE BOTTOM.
 4. MATERIAL CONTACT: PHOSPHORBRONZE
HOUSING: CREAM WHITE GLASSFILLED POLYESTER UL-94V0
 5. CONNECTOR PRINTED WITH P/N AND DATE CODE.
 6. FOR ACTUAL CONTACT LOADINGS, SEE LOADING PATTERN MATING SIDE.
 7. SHAPE OF CONNECTOR HOUSING CAN ALTER DEPENDING ON PRODUCTION LOCATION.
 8. THE PRODUCT (LF) MEETS EUROPEAN UNION DIRECTIVES AND OTHER COUNTRY REGULATIONS AS DESCRIBED IN GS-22-008
 9. FOR RECOMMENDED PTH DIMENSIONS REFER DRAWING : BS.A ,201572.001

THIS IS OUR EXCLUSIVE PROPERTY. IT IS NOT TO BE COPIED, REPRINTED OR DISCLOSED TO A THIRD PARTY, NOR USED FOR MANUFACTURING WITHOUT OUR WRITTEN CONSENT. AND HAS TO BE RETURNED TO US IN CASE OF NO ISSUE
 DIT IS ONZE EIGENHOEDIGHEID. HET IS NIET TOEGestaan TOEGestaan OF WEDERGAARTE TOEGestaan OF WEDERGAARTE TOEGestaan OF WEDERGAARTE TOEGestaan OF WEDERGAARTE TOEGestaan
 DIT IS ONZE EIGENHOEDIGHEID. HET IS NIET TOEGestaan TOEGestaan OF WEDERGAARTE TOEGestaan OF WEDERGAARTE TOEGestaan OF WEDERGAARTE TOEGestaan

1DEC ±0.2 2DEC ±0.1 ANGLES ±1°	APPR. DRAFT CHECKED	DATE 1998-05-19	SIGN. M.Fret	LOADING PATTERN OVERVIEW
WE RESERVE THE RIGHT TO CHANGE DIMENSIONS OR REQUIREMENTS WITHOUT PRIOR NOTICE. ALL DIMENSIONS IN MM	PROD. MGR.			CAT. No. HM2P08PCW1A1- ---
	PR. ENG. MGR.			SCALE
	PR. MGT. MGR.			FCI www.fciconnect.com



BS.C ,201843.524	D
DRAWING No.	REVISION
CUSTOMER DRAWING	