

## Excellent Integrated System Limited

Stocking Distributor

Click to view price, real time Inventory, Delivery & Lifecycle Information:

[Sanken](#)  
[FMB-24H](#)

For any questions, you can email us directly:  
[sales@integrated-circuit.com](mailto:sales@integrated-circuit.com)

SANKEN ELECTRIC CO., LTD.

FMB-24H

1. Scope

The present specifications shall apply to an FMB-24H.

2. Outline

|              |                                |
|--------------|--------------------------------|
| Type         | Silicon Schottky Barrier Diode |
| Structure    | Resin Molded                   |
| Applications | High Frequency Rectification   |

3. Flammability

UL94V-0(Equivalent)

SANKEN ELECTRIC CO., LTD.

FMB-24H

4. Absolute maximum ratings

| No. | Item                           | Symbol      | Unit        | Rating   | Conditions                         |
|-----|--------------------------------|-------------|-------------|----------|------------------------------------|
| 1   | Transient Peak Reverse Voltage | $V_{RSM}$   | V           | 40       |                                    |
| 2   | Peak Reverse Voltage           | $V_{RM}$    | V           | 40       |                                    |
| 3   | Average Forward Current        | $I_{F(AV)}$ | A           | 15       | Refer to Derating of 7             |
| 4   | Peak Surge Forward Current     | $I_{FSM}$   | A           | 100      | 10msec.<br>Half sinewave, one shot |
| 5   | $I^2t$ Limiting Value          | $I^2t$      | $A^2s$      | 50       | $1msec \leq t \leq 10msec$         |
| 6   | Junction Temperature           | $T_j$       | $^{\circ}C$ | -40~+150 |                                    |
| 7   | Storage Temperature            | $T_{stg}$   | $^{\circ}C$ | -40~+150 |                                    |

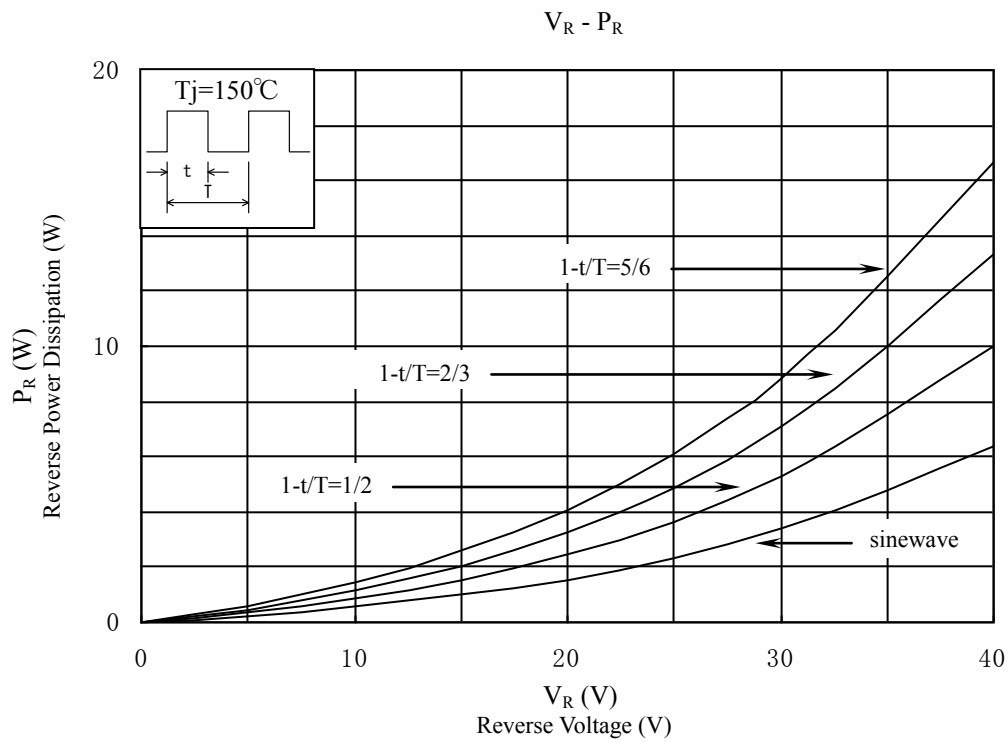
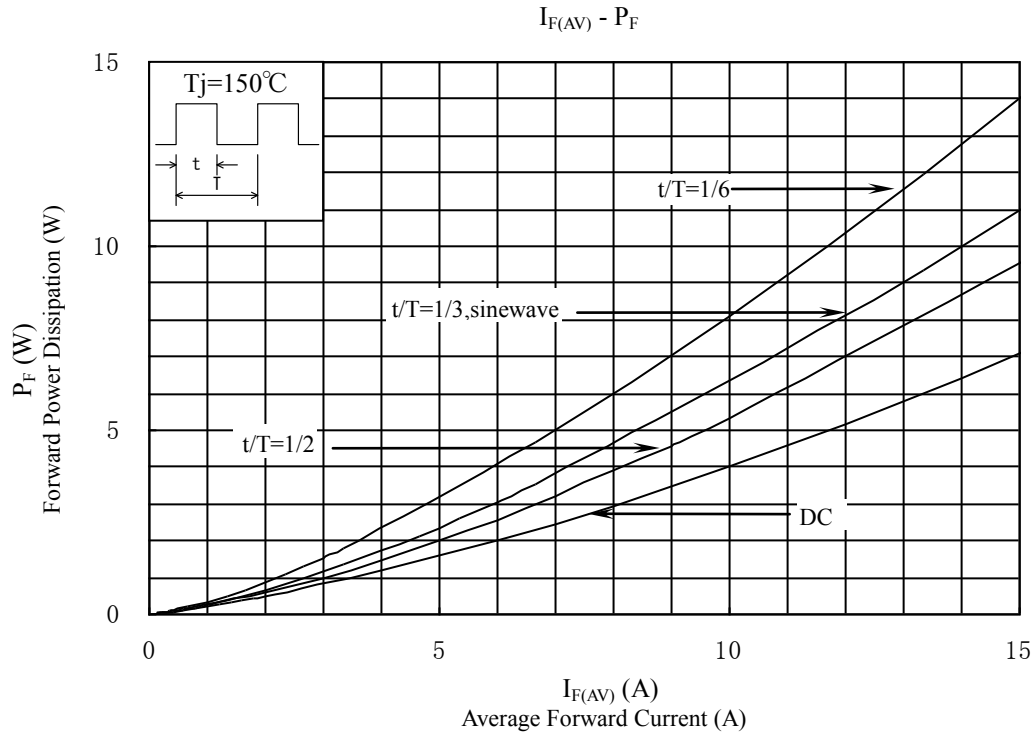
No.1,2,4&5 show ratings per one chip.

5. Electrical characteristics ( $T_a=25^{\circ}C$  , unless otherwise specified)

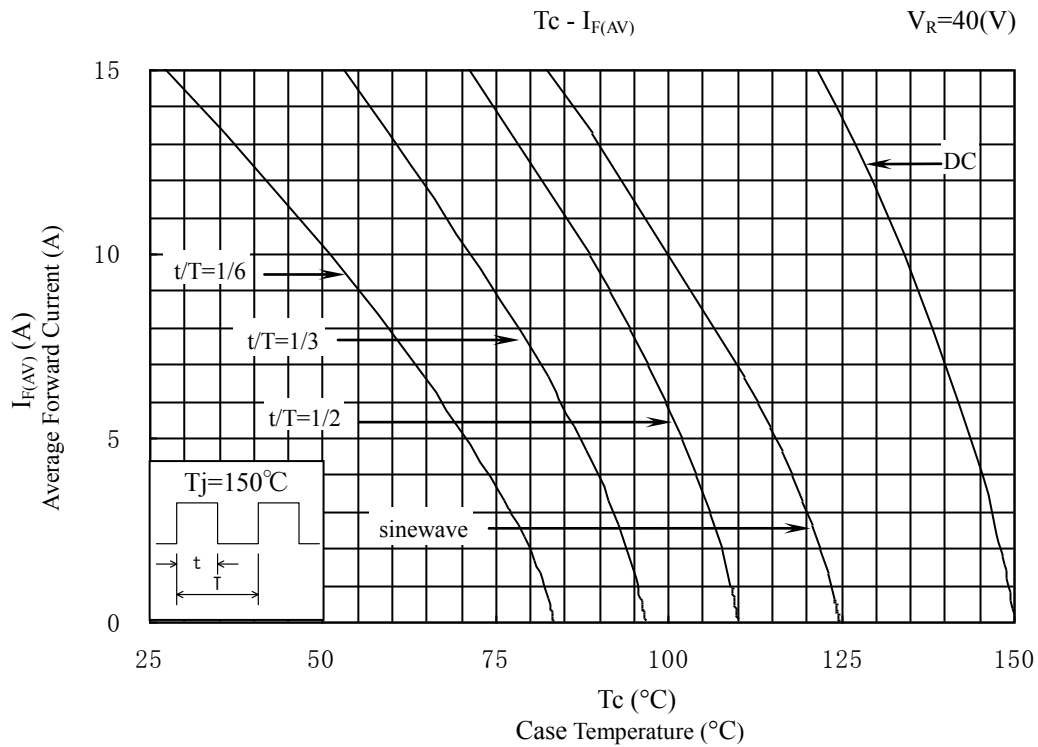
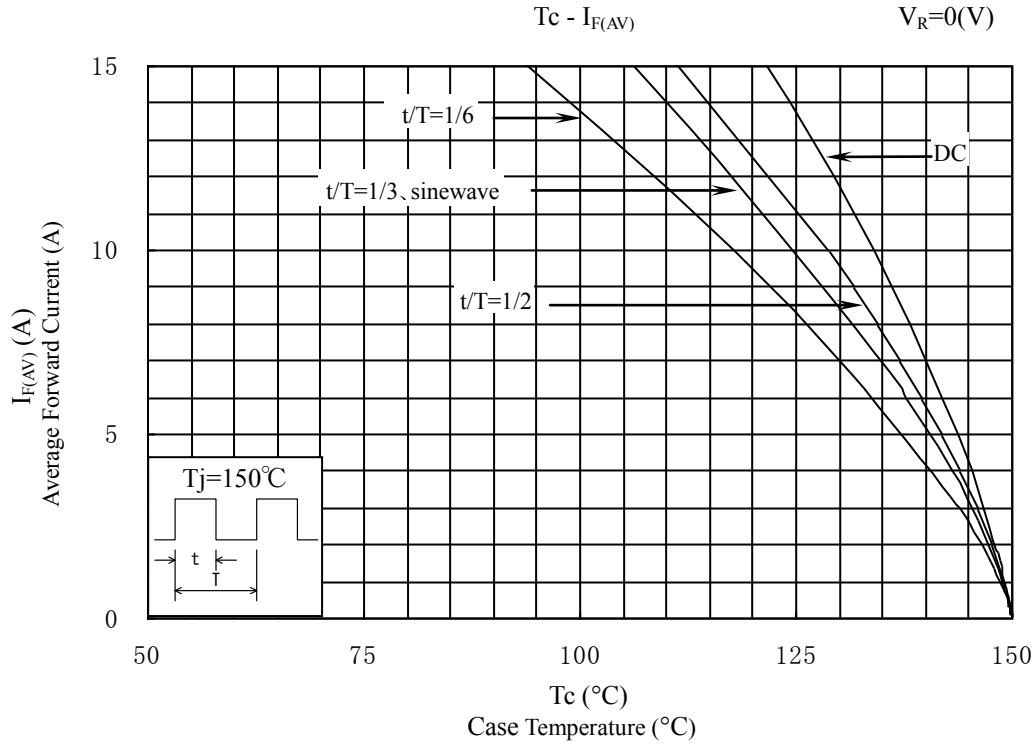
| No. | Item   | Symbol        | Unit          | Value     | Conditions                     |
|-----|--|---------------|---------------|-----------|--------------------------------|
| 1   | Forward Voltage Drop                           | $V_F$         | V             | 0.55 max. | $I_F=7.5A$                     |
| 2   | Reverse Leakage Current                        | $I_R$         | mA            | 7.5 max.  | $V_R=V_{RM}$                   |
| 3   | Reverse Leakage Current Under High Temperature | $H \cdot I_R$ | mA            | 250 max.  | $V_R=V_{RM}, T_j=150^{\circ}C$ |
| 4   | Thermal Resistance                             | $R_{th(j-c)}$ | $^{\circ}C/W$ | 4.0 max.  | Between Junction and case      |

No.1,2,&3 show characteristics per one chip.

6. Characteristics



7. Derating

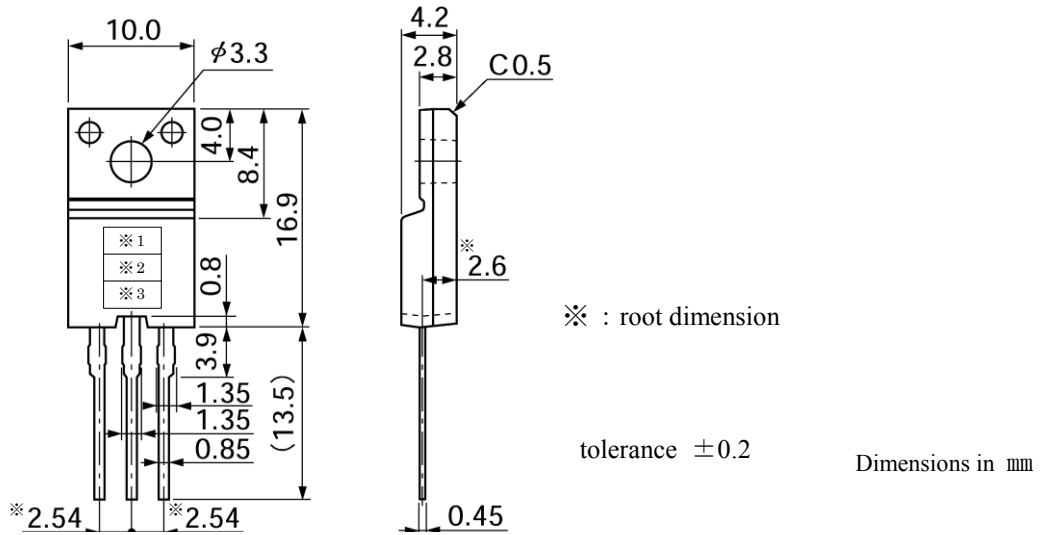


SANKEN ELECTRIC CO., LTD.

FMB-24H

8. Package information

8-1 Package type, physical dimensions and material



8-2 Appearance

The body shall be clean and shall not bear any stain, rust or flaw.

8-3 Marking

| Type Name | Marking         |                |   |
|-----------|-----------------|----------------|---|
|           | *1<br>Type Name | *2<br>Polarity | *3<br>Lot number  |
| FMB-24H   | FMB24H          |                | 1st letter: Last digit of year<br>2nd letter: Month From 1 to 9 for Jan. to Sep.,<br>O for Oct., N for Nov., D for Dec.<br>3rd & 4th letter: Day<br>ex. 5322 (Mar.22, 2005) |