

Excellent Integrated System Limited

Stocking Distributor

Click to view price, real time Inventory, Delivery & Lifecycle Information:

[Cinch Connectivity Solutions](#)
[SS-748802SC5-YG-PG4-BZ](#)

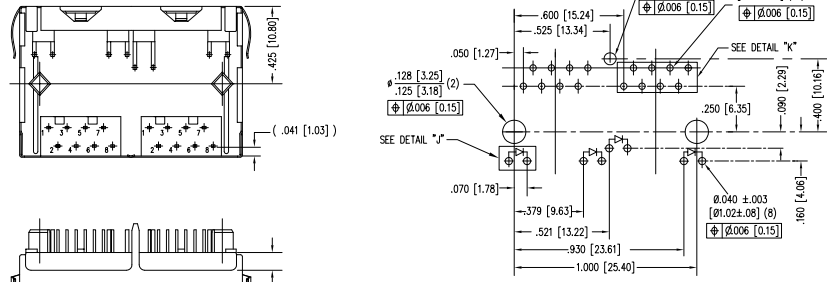
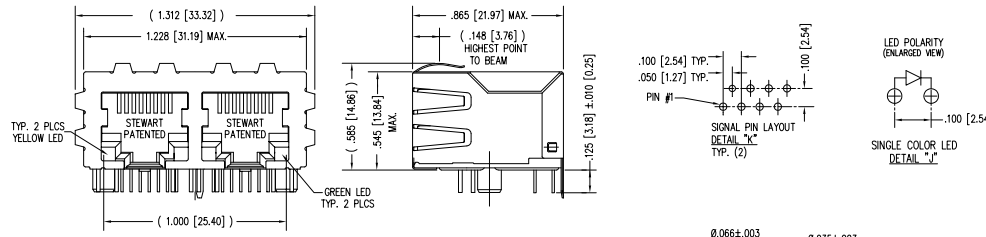
For any questions, you can email us directly:

sales@integrated-circuit.com

DATE	REV	ECN	APP'D. BY
4-2-07	A3	7987	TRM
12-29-08	A4	8628	TJA
6-21-12	A5	9522	SMN
1-19-15	A6	10216	TRM

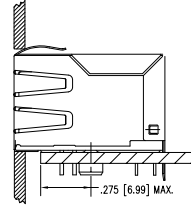
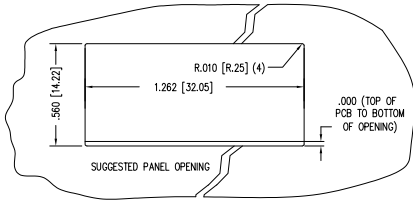
LED SPECIFICATIONS			
STANDARD LED	FORWARD VOLTAGE (MAX)	* FORWARD VOLTAGE (TYP)	WAVELENGTH
YELLOW	2.5 V	2.1 V	590 nm
GREEN	2.5 V	2.2 V	565 nm

* WITH A FORWARD CURRENT OF 20 mA (TYP)



- NOTES:
- CONNECTOR MATERIALS:
 HOUSING: THERMOPLASTIC UL94 V-0
 CONTACTS/SHEILD: COPPER ALLOY
 SHIELD PLATING: NICKEL OR "REFLOW" TIN
 CONTACT PLATING: SELECTIVE GOLD IN CONTACT AREA
 SEE CHART FOR PART NUMBER
 - PRODUCT DESIGNED FOR CATEGORY 5 APPLICATIONS.
 - DIMENSIONS AND TOLERANCES COMPLY WITH FCC/CFR 47, PART 68.
 - FOR PRODUCT SPECIFICATIONS SEE PRO22-01.
 - THE SUGGESTED PANEL OPENING IS INTENDED TO GIVE USER THE ABILITY TO HAVE REASONABLE JACK/PANEL CLEARANCES, YET MAINTAIN GROUNDING CAPABILITY. THESE VARIABLES CAN BE ADJUSTED IN EITHER DIRECTION BUT MAY CARRY SOME CONSEQUENCES IN THE FORM OF LOWER MATING FORCES OR TIGHTER ASSEMBLY TOLERANCES.

30 MICRO-INCHES [0.76um]	SS-748802SC5-YG-PG4-BZ
CONTACT PLATING IN MATING AREA	PART NUMBER



DO NOT SCALE DRAWING DRAWING IS SUBJECT TO CHANGE WITHOUT NOTICE	 1118 Susquehanna Trail South Gen Rock, PA 17327-9199 (717) 235-7512 http://www.stewartconnector.com
DIMENSIONS: INCHES (METRIC) UNLESS OTHERWISE SPECIFIED TOLERANCES ARE ±.005 [0.13] ANGLES ARE ± 1°	
SHEET NO. 1 OF 1	TITLE: EIGHT CONTACT, EIGHT POSITION EMI-RFI ONE PIECE SHIELDED ESD GROUNDED 2 PORT PCB HARMONICA CAT 5 LED JACK PAC THIS DRAWING AND THE SUBJECT MATTER SHOWN THEREON ARE CONFIDENTIAL AND THE PROPERTY OF STEWART CONNECTOR AND SHALL NOT BE REPRODUCED, COPIED, OR USED IN ANY MANNER WITHOUT WRITTEN CONSENT OF STEWART CONNECTOR. THIS PRODUCT MAY BE PROTECTED BY ONE OR MORE OF THE FOLLOWING US PATENTS: 5791942 6217291 6368159 6418626 6500097 6877222 6945057 7045950 7086009 7589650 7888650 OTHER PATENTS MAY BE PENDING. DRW BY: DHG DATE: 1-13-03 APP'D BY: RGC DATE: 1-14-03 DWG NO.: CT740116 REV.: A6

AutoCAD

REV. 7/23/03