

Excellent Integrated System Limited

Stocking Distributor

Click to view price, real time Inventory, Delivery & Lifecycle Information:

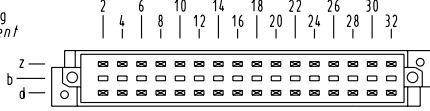
[Harting](#)

[09060322941](#)

For any questions, you can email us directly:

sales@integrated-circuit.com

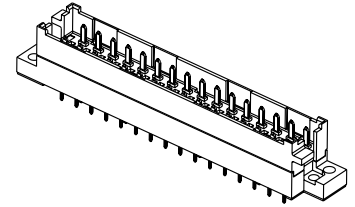
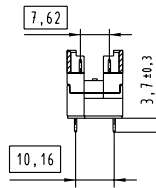
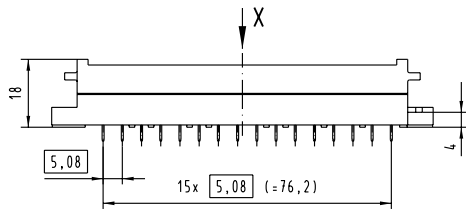
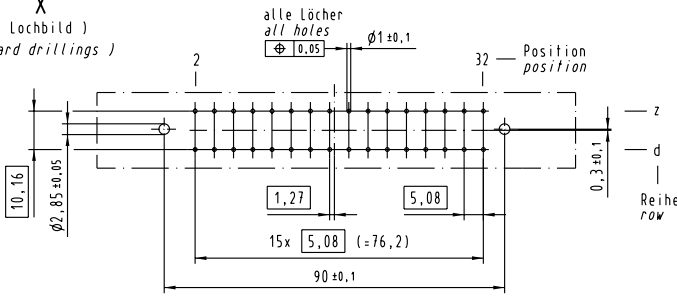
X
Kontaktanordnung
contact arrangement



32 Eintöt-Kontakte
32 solder-contacts

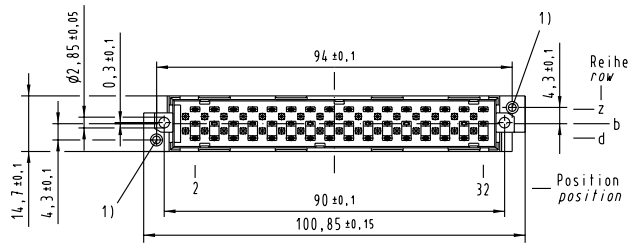
- ☒ = Kontaktposition belegt
= position with contact
- ☐ = Kontaktposition nicht belegt
= position without contact

X
(Lochbild)
(board drillings)



1) Einpressmutter M2,5 montiert
1) press-in nut M2,5 is mounted

Zylinderschraube M2,5x22 wird lose mitgeliefert
cheese-head screw M2,5x22 is supplied unpackaged



09 06 032 6941	2	Au über/over Ni
09 06 032 2941	1	Au über/over Ni
Bestell-Nr. Part-No.	Anforderungsstufe nach IEC performance level per IEC	Kontaktoberfläche Contact Plating

		Techn. Character. Dat. Name Maßstab/Scale Bearb. 03.06.03 HL Insp. 03.06.03 Sch. Stand.		Nicht tolerierte Maß/Free size tolerances siehe / see IEC 60603-2 Bauform F, Übergangselement I Einlötl, 32 pol. type F, interface connector I solder, 32 pol.	
29351		HARTING Electronics GmbH & Co. KG		TB 09 06 032 x941	Blatt/ page
Mod.	Dat.	Name	D-32339 ESPELKAMP	Sub.	

Alle Maße enthalten die Rechte reserve