

Excellent Integrated System Limited

Stocking Distributor

Click to view price, real time Inventory, Delivery & Lifecycle Information:

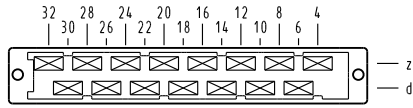
[Harting](#)

[09062152892](#)

For any questions, you can email us directly:

sales@integrated-circuit.com

X Kontaktanordnung/ contact arrangement

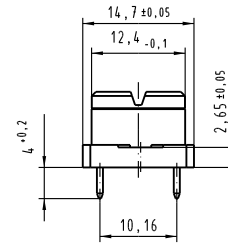


15 Kontakte
15 contacts

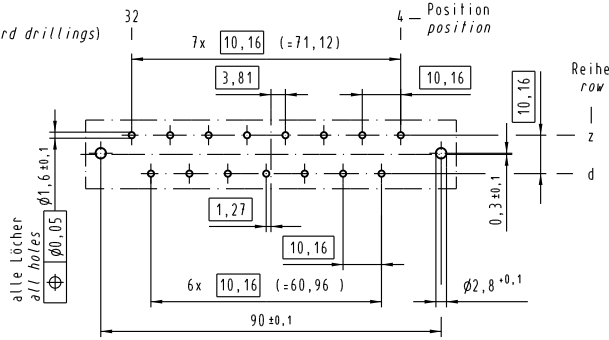
☒ = Kontaktposition belegt
= position with contact

☐ = Kontaktposition nicht belegt
= position without contact

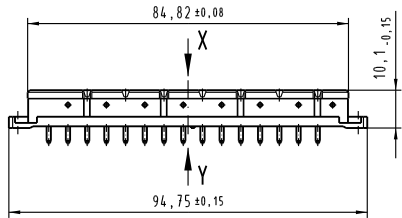
Z
2:1



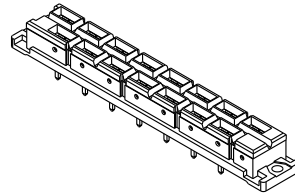
X (Lochbild/board drillings)



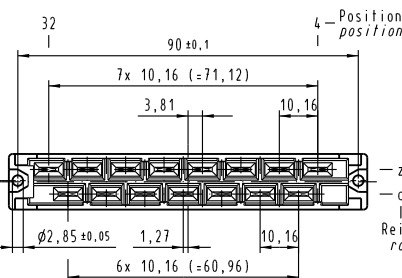
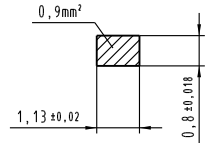
Reihe
row
z
d



Z



Y
10:1
Querschnitt der Lötanschlüsse:
cross-section of solder terminations:



Position
position

Reihe
row
z
d

Kontaktfläche Au über Ni
contact plating Au over Ni

All Dimensions in mm Original Size DIN A 3		Techn. Character: IEC 60603-2		Nicht tolerierte Maß/ free size tolerances IEC 60603-2	
		Bit. Name Maßstab/Scale Defalt. 25.05.04 Leh. 1:1 Insp. 25.05.04 kFoe Stand.		Bauform/type H 15 low profile Federleiste Einlötl 4,0 female connector solder 4,0	
32581	21.02.05	Leh.	HARTING Electronics GmbH & Co. KG D-32339 ESPELKAMP		Blatt/ page TB 09 06 215 2892 Sub.
32041					
Mod.	Dat.	Name			