

Excellent Integrated System Limited

Stocking Distributor

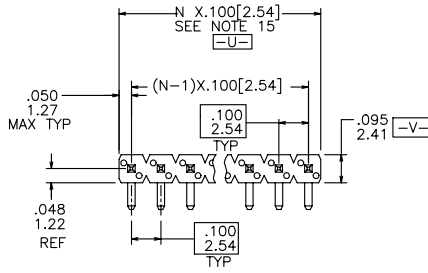
Click to view price, real time Inventory, Delivery & Lifecycle Information:

[FCI](#)
[68468-424HLF](#)

For any questions, you can email us directly:
sales@integrated-circuit.com

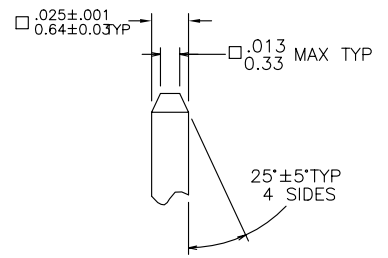
PRODUCT NUMBER

- XXXXX-YYY HTLF
- LEAD FREE OPTION
SEE NOTE 1,8
- TUBE PACKAGING OPTION
SEE NOTE 1
- HIGH TEMPERATURE PLASTIC
SEE NOTE 1
- NO OF POSITIONS
SEE NOTE 1
- PIN PLATING
SEE SHEET 2
- BASE PART NO.

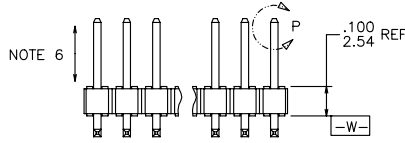


TOP VIEW

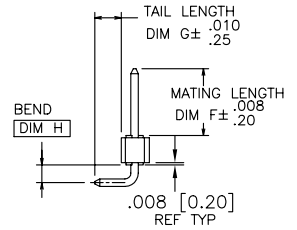
⊕ ⌀.020/0.51 (M) U M V S W
NOTE 4



DETAIL P
TYP BOTH ENDS



SIDE VIEW



END VIEW

68015-X XX-XXX XXX LF

- TAIL LENGTH (EXAMPLE BELOW)
3.0mm=030 12.8mm=128 (SEE NOTE 11 & 12)
- MATING LENGTH (EXAMPLE BELOW)
5.0mm=050 25.5mm=255 (SEE NOTE 11 & 12)
- TOTAL NUMBER OF POSITION
FROM 1 THRU 36 POS. (SEE NOTE 1)
- PIN PLATING (SEE NOTE 13)
1=0.76µm Au
4= PURE TIN
8=0.36µm Au
- BASE PART NO.
SINGLE ROW RIGHT ANGLE

mat'l. code SEE NOTES 2 & 3	surface ISO 1302 ✓	tolerance ISO 406 ISO 1101	projection ASME Y14.5	product family BERGSTIK
ltr/ecn n/dtr date	tolerances unless otherwise specified		INCH/MM	title BERGSTIK® II HEADER .100/2.54cc SR R/A
BB BX-N-18106 ZK 10/22/13	angles 0°±2'	linea XXX/01/XXX/03 XXX/05/XXX/13 XXX/02/XXX/06	scale 2:1	dwg no 68015
BC BX-N-16356 ZK 11/25/13				sheet 1 of 4 size A3
AV M08-0189 MHT 6/16/08 dr T.BREWBAKER 01/31/95				type Product Customer Drawing
AW M08-0267 MHT 9/25/08 engr T.HANNA 01/31/95				
AX M08-0331 MHT 12/01/08 chr T.HANNA 01/31/95				
BA N11-0118 J.Z 04/11/11 topp T.HANNA 01/31/95				
sheet	revisio	BC	BC	
index	sheet	1	2	3

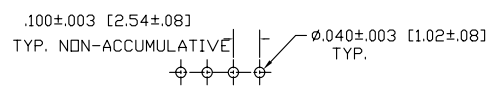
PIN PLATING CODES:	
XXXX-1YY	30u"/0.76u MIN (SEE NOTE 9) OVER 50u"/1.27u MIN Ni
XXXX-2YY	15u"/0.38u MIN (SEE NOTE 9) OVER 50u"/1.27u MIN Ni
XXXX-3YY	50u"/1.27u MIN (SEE NOTE 9) OVER 50u"/1.27u MIN Ni
XXXX-4YY	100u"/2.54u MIN Sn OVER 50u"/1.27u MIN Ni (SEE NOTE 10)
XXXX-4YYHLF	
XXXX-5YY	15u"/0.38u MIN (SEE NOTE 9) OVER 50u"/1.27u MIN Ni
XXXX-6YY	30u"/0.76u MIN (SEE NOTE 9) OVER 50u"/1.27u MIN Ni
XXXX-7YY	30u"/0.76u MIN (SEE NOTE 9) OVER 50u"/1.27u MIN Ni
XXXX-8YY	15u"/0.38u MIN (SEE NOTE 9) OVER 50u"/1.27u MIN Ni
XXXX-9YY	15u"/0.38u MIN (SEE NOTE 9) OVER 50u"/1.27u MIN Ni
XXXX-0YY	30u"/0.76u MIN (SEE NOTE 9) OVER 50u"/1.27u MIN Ni

NOTES

1. PART NUMBER OPTIONS:
PIN PLATING CODES (SEE ABOVE)
HIGH TEMP. MATERIAL:
PART NUMBERS WITH AND WITHOUT 'H' WILL BE SUPPLIED WITH HIGH TEMPERATURE PLASTIC.
NUMBER OF POSITION:
ANY NUMBER OF POSITIONS FROM 1 THRU 36.
PACKAGING:
PACKAGED IN POLY BAGS.
EIGHT DIGIT PART NUMBERS FOLLOWED BY A 'T' ARE PACKAGED IN TUBES. SEE SPECIFIC PART NUMBERS FOR AVAILABILITY.
LEAD FREE:
ADD 'HLF' SUFFIX AT THE END OF PART NUMBER FOR LEAD FREE OPTION, NOT AVAILABLE FOR -5YY,-5YYH,-6YY & -6YYH.
2. BODY MATERIAL:
MANUFACTURER'S OPTION OF NYLON OR PCT, GLASS FIBER REINFORCED, OR LCP MINERAL FIBER FLAME RETARDENT PER UL-94V-0. COLOR: BLACK.
PART NUMBERS WITH AND WITHOUT 'H' SUFFIX WILL WITHSTAND EXPOSURE TO 260°C PEAK TEMPERATURE FOR 20 SECONDS IN WAVE SOLDER, INFRA-RED OR VAPOR PHASE SOLDER PROCESS.

3. PIN MATERIAL: PHOS-BRONZE.
4. MEASURED WITH PART IN RESTRAINED CONDITION.
5. TWO SIDES OF PIN TIPS NOT PLATED. TYPICAL BOTH ENDS.
6. 2LBS/0.9KG MIN PIN RETENTION IN EITHER DIRECTION.

7. MILITARY BERGSTIK HEADER
P/N XXXXX-YYY-MIL
NOT AVAILABLE.
8. THESE PRODUCTS MEETS EUROPEAN UNION DIRECTIVES AND OTHER COUNTRY REGULATION AS DESCRIBED IN GS-22-008.
9. PLATING OPTIONS:
PERFORMANCE PLATING WILL BE EITHER GOLD OR GXT ON POST OR TAIL, OPTIONALLY (78-295u"/2~7.5u) TIN ON TAIL.
10. THIS PRODUCT HAS 100% TIN PLATING IN THE INTERFACE AND HAS NOT BEEN TESTED FOR WHISKER GROWTH IN ALL INTERCONNECT ENVIRONMENTS.
11. THE DAL DON'T EXCEED 31mm
DAL= MATTING DIM+4.0mm<31mm WHERE THE SUM OF TAIL AND MATTING LENGTH DON'T EXCEED 27mm
12. INCREMENTS BY 0.1mm IN LENGTHS ONLY
13. FOR SPECIAL PACKAGING REQUEST PLEASE CONTACT PRODUCT MANAGER FOR AVAILABILITY
14. BEND DIMENSIONS AT 1.5mm ONLY
15. TO DETERMINE DIMENSIONS:
N=NUMBER OF POSITION PER ROW
EXAMPLE: 10 PDS. N X .100/2.54



RECOMMENDED HOLE PATTERN

mat'l. code SEE NOTES 2 & 3	surface ISO 1302 ✓	tolerance ISO 406 ISO 1101	projection 	product family BERGSTIK
ltr/ecn nbr/date	tolerances unless otherwise specified		INCH/MM	title BERGSTIK® II HEADER .100/2.54cc SR R/A
BC	angles 0°±2'	lines XXX/01/XXX3 XXX/05/XXX13 XXX/02/XXX05	scale 2:1	dwg no 68015
	dr T.BREWBAKER 01/31/95	engr T.HANNA 01/31/95		sheet 2 of 4 size A3
	chr T.HANNA 01/31/95	appd T.HANNA 01/31/95		type Product Customer Drawing
sheet index	revision sheet			

PRODUCT NUMBER	MATING LENGTH		TAIL LENGTH		BEND DIM		PACKAGING	LF OPTION
	DIM F	DIM F	DIM G	DIM G	DIM H	DIM H		
	ENGLISH	METRIC	ENGLISH	METRIC	ENGLISH	METRIC		
68015-YYY	0.230	5.84	0.090	2.29	0.060	1.52	POLY BAGS/TUBES	NOTE 1,8
68016-YYY	0.230	5.84	0.120	3.05	0.060	1.52	POLY BAGS/TUBES	
68023-YYY	0.135	3.43	0.305	7.75	0.135	3.43	POLY BAGS	
68417-YYY	0.230	5.84	0.390	9.91	0.060	1.52	POLY BAGS	
68423-YYY	0.318	8.08	0.120	3.05	0.060	1.52	POLY BAGS/TUBES	
68458-YYY	0.318	8.08	0.110	2.79	0.060	1.52	POLY BAGS	
68461-YYY	0.400	10.16	0.320	8.13	0.260	6.60	POLY BAGS	
68468-YYY	0.230	5.84	0.195	4.95	0.160	4.06	POLY BAGS	OB
68488-YYY	0.230	5.84	0.180	4.57	0.060	1.52	POLY BAGS	
68494-YYY	0.400	10.16	0.110	2.79	0.060	1.52	POLY BAGS	OB
68498-YYY	0.230	5.84	0.220	5.59	0.160	4.06	POLY BAGS	
68626-YYY	0.230	5.84	0.295	7.49	0.060	1.52	POLY BAGS	
68627-YYY	0.120	3.05	0.185	4.70	0.150	3.81	POLY BAGS	OB
68628-YYY	0.230	5.84	0.590	14.99	0.060	1.52	POLY BAGS	OB
68641-YYY	0.230	5.84	0.490	12.45	0.060	1.52	POLY BAGS	OB
68660-YYY	0.110	2.79	0.230	5.84	0.135	3.43	POLY BAGS	OB
68694-YYY	0.600	15.24	0.120	3.05	0.060	1.52	POLY BAGS	OB
68757-YYY	0.350	8.89	0.220	5.59	0.100	2.54	POLY BAGS	OB
68758-YYY	0.275	6.99	0.120	3.05	0.060	1.52	POLY BAGS	
68764-YYY	0.100	2.54	0.120	3.05	0.060	1.52	POLY BAGS	
68782-YYY	0.318	8.08	0.180	4.57	0.060	1.52	POLY BAGS	OB
68798-YYY	0.110	2.79	0.230	5.84	0.160	4.06	POLY BAGS	NOTE 1,8
69189-YYY	0.310	7.87	0.250	6.35	0.060	1.52	POLY BAGS	OB
71270-YYY	0.600	15.24	0.189	4.80	0.060	1.52	POLY BAGS	OB
72342-YYY	0.120	3.05	0.250	6.35	0.060	1.52	POLY BAGS	OB
78230-YYY	0.310	7.87	0.330	8.38	0.060	1.52	POLY BAGS	OB
78231-YYY	0.310	7.87	0.290	7.37	0.060	1.52	POLY BAGS	OB

mat'l. code	SEE NOTES 2 & 3	surface	ISO 1302	tolerance	ISO 406 ISO 1101	projection	product family	BERGSTIK
ltr	ecn	no	dr	date	tolerances unless otherwise specified	INCH/MM	title	BERGSTIK® II HEADER
BC					0°±2'	0.001/0.025 0.002/0.051	scale 2:1	.100/2.54cc SR R/A
			dr	T.BREWBAKER	01/31/95		dwg no	68015
			engr	T.HANNA	01/31/95		sheet 3 of 4	A3
			chr	T.HANNA	01/31/95		type	Product Customer Drawing
			app	T.HANNA	01/31/95			
sheet	revision							
index	sheet							

PRODUCT NUMBER	MATING LENGTH		TAIL LENGTH		BEND DIM		PACKAGING	LF OPTION
	DIM F	DIM F	DIM G	DIM G	DIM H	DIM H		
	ENGLISH	METRIC	ENGLISH	METRIC	ENGLISH	METRIC		
78234-XY	0.230	5.84	0.140	3.56	0.160	4.06	POLY BAGS	OB
78541-XY	0.318	8.08	0.080	2.03	0.060	1.52	POLY BAGS	OB
78587-XY			UNAVAILABLE					
78938-XY	0.120	3.05	0.120	3.05	0.060	1.52	POLY BAGS	NOTE 1,8
78955-XY	0.075	1.91	0.090	2.29	0.060	1.52	POLY BAGS	OB
78978-XY	0.120	3.05	0.318	8.08	0.135	3.43	POLY BAGS	OB
79409-XY			UNAVAILABLE					
84846-XYH	0.140	3.56	0.290	7.37	0.153	3.89	POLY BAGS	OB
84917-XYH	0.090	2.29	0.195	4.95	0.190	4.83	POLY BAGS	OB
84935-XYH	0.450	11.43	0.320	8.13	0.260	6.60	POLY BAGS	OB
84936-XYH	0.350	8.89	0.120	3.05	0.060	1.52	POLY BAGS	OB
87532-XYH	0.230	5.84	0.890	22.61	0.060	1.52	POLY BAGS	OB
88813-XY	0.230	5.84	0.085	2.16	0.060	1.52	POLY BAGS	OB
92050-XY	0.162	4.11	0.120	3.05	0.060	1.52	POLY BAGS	OB
92632-XY	0.100	2.54	0.318	8.08	0.060	1.52	POLY BAGS	OB
92909-XY	0.400	10.16	0.220	5.59	0.060	1.52	POLY BAGS	OB
94099-XY	0.157	3.99	0.090	2.29	0.060	1.52	POLY BAGS	OB
94529-XYH	0.120	3.05	0.295	7.49	0.135	3.43	POLY BAGS	OB
94671-XYH	0.090	2.29	0.085	2.16	0.180	4.57	POLY BAGS	OB
95653-XYH	0.330	8.38	0.310	7.87	0.160	4.06	POLY BAGS	OB
95666-XYH	0.230	5.84	0.145	3.68	0.060	1.52	POLY BAGS	OB
10089061-XY	0.125	3.18	0.318	8.08	0.135	3.43	POLY BAGS	OB

mat'l code	SEE NOTES 2 & 3	surface	tolerance	projection	product family
ISO 1302		ISO 406	ISO 1101		BERGSTIK
tr/ecn	ndr date	tolerances unless otherwise specified			title
BC		angles	linear	INCH/MM	BERGSTIK® II HEADER
		0°±2'	XXX.X/XXX.X	scale 2:1	.100/2.54cc SR R/A
		dr	T.BREWBAKER	01/31/95	dwg no
		engr	T.HANNA	01/31/95	sheet 4 of 4
		chr	T.HANNA	01/31/95	size
		appd	T.HANNA	01/31/95	A3
sheet	revision				type Product Customer Drawing
index	sheet				

FCI Copyright FCI