

Excellent Integrated System Limited

Stocking Distributor

Click to view price, real time Inventory, Delivery & Lifecycle Information:

[FCI](#)

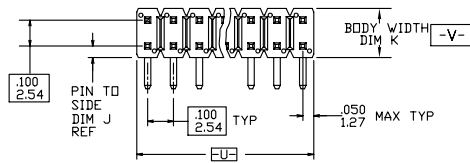
[86381-105](#)

For any questions, you can email us directly:

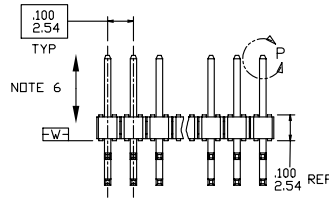
sales@integrated-circuit.com

PRODUCT NUMBER
XXXXX-YYYHTLF

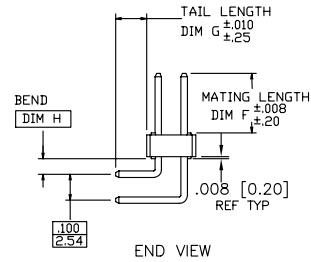
- LEAD FREE OPTION
SEE NOTE 1,11
- TUBE PACKAGING OPTION
SEE NOTE 1
- HIGH TEMPERATURE PLASTIC
SEE NOTE 1
- NO OF POSITIONS
SEE NOTE 1
- PIN PLATING
SEE SHEET 2
- BASE PART NO.



TOP VIEW

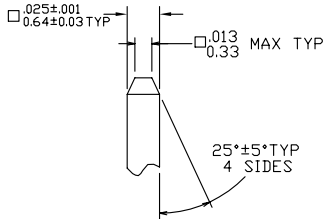


SIDE VIEW



END VIEW

⊕ .020/.51 ⊕ U ⊕ V ⊕ W
NOTE 4



DETAIL P
TYP BOTH ENDS

rev	ecr no	dr	date
AJ	ELX-N-16105	ZK	2013-10-22
AD	M05-0072	MHT	5/03/05
AE	M06-0269	MHT	7/17/06
AF	M06-0346	MHT	9/04/06
AG	M08-0291	MHT	10/06/08
AH	N11-0118	JZ	2011-04-12

www.fciconnect.com		surface 6.4 / ISD 1302	tolerance std ISD 406 ISD 1101	projection	INCH/MM
		TOLERANCES UNLESS OTHERWISE SPECIFIED		⊕	↔
Dr	D. WITHING	4/08/93	ANGULAR	size A4	Scale 1.000
Eng	T.HANNA	4/08/93	LINEAR	0.X ±0.3	
Chr	T.HANNA	4/08/93	0° ±°	0.XX ±0.15	
Appr	T.HANNA	4/08/93	Product family BERGSTIK	0.XXX ±0.05	ECN
		Spec ref			
FCI title BERGSTIK® II HEADER .100 DR R/A SELF-RET		part no 69193		Rev. AJ	
catalog no		CUSTOMER		sheet 1 of 4	

REV F - 086-96-07



Copyright FCI

PIN PLATING CODES:	
XXXX-1YY	30u"/0.76u MIN (SEE NOTE 12) OVER 50u"/1.27u MIN Ni
XXXX-2YY	15u"/0.38u MIN (SEE NOTE 12) OVER 50u"/1.27u MIN Ni
XXXX-3YY	50u"/1.27u MIN (SEE NOTE 12) OVER 50u"/1.27u MIN Ni
XXXX-4YY	100u"/2.54u MIN Sn OVER 50u"/1.27u MIN Ni (SEE NOTE 13)
XXXX-4YYHLF	
XXXX-5YY	15u"/0.38u MIN (SEE NOTE 12) OVER 50u"/1.27u MIN Ni
XXXX-6YY	30u"/0.76u MIN (SEE NOTE 12) OVER 50u"/1.27u MIN Ni
XXXX-7YY	30u"/0.76u MIN (SEE NOTE 12) OVER 50u"/1.27u MIN Ni
XXXX-8YY	15u"/0.38u MIN (SEE NOTE 12) OVER 50u"/1.27u MIN Ni
XXXX-9YY	15u"/0.38u MIN (SEE NOTE 12) OVER 50u"/1.27u MIN Ni
XXXX-0YY	30u"/0.76u MIN (SEE NOTE 12) OVER 50u"/1.27u MIN Ni

NOTES

① PART NUMBER OPTIONS:

PIN PLATING CODES (SEE ABOVE)

HIGH TEMP. MATERIAL:
FOR HIGH-TEMPERATURE APPLICATIONS, SPECIFY AN 'H' AT THE END OF THE PART NUMBER, AND PCT WILL BE SUPPLIED.

NUMBER OF POSITION:
ANY NUMBER OF POSITIONS FROM 2 (2X1) THRU 72 (2X36).

PACKAGING:
PACKAGED IN POLY BAGS.
EIGHT DIGIT PART NUMBERS FOLLOWED BY A 'T' ARE PACKAGED IN TUBES. SEE SPECIFIC PART NUMBERS FOR AVAILABILITY.

LEAD FREE:
ADD 'HLF' SUFFIX AT THE END OF PART NUMBER FOR LEAD FREE OPTION, NOT AVAILABLE FOR -5YY,-5YYH,-6YY & -6YYH.

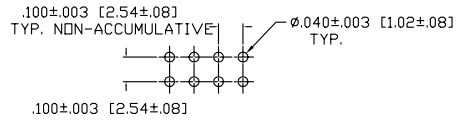
② BODY MATERIAL:

MANUFACTURER'S OPTION OF NYLON OR PCT, GLASS FIBER REINFORCED, FLAME RETARDENT PER UL-94V-0.
COLOR: BLACK OR MINERAL FILLED LCP, COLOR BLACK
FLAME RETARDENT PER UL-94V-0.

PART NUMBERS WITH 'H' SUFFIX WILL WITHSTAND EXPOSURE TO 260°C PEAK TEMPERATURE FOR 20 SECONDS IN WAVE SOLDER, INFRA-RED OR VAPOR PHASE SOLDER PROCESS.

PART NUMBERS WITHOUT 'H' SUFFIX WILL WITHSTAND EXPOSURE TO 260°C PEAK TEMPERATURE FOR WAVE SOLDER PROCESS.

- ③. PIN MATERIAL: PHOS-BRONZE.
- ④. MEASURED WITH PART IN RESTRAINED CONDITION.
- 5. TWO SIDES OF PIN TIPS NOT PLATED. TYPICAL BOTH ENDS.
- ⑥. 2LBS/0.9KG MIN PIN RETENTION IN EITHER DIRECTION.
- ⑦. ±0.10/0.25 TOL. APPLIES TO ALL 'G' TAILS EXCEPT INDICATED PARTS ON TABLE WHERE +0.10/0.25,-.000/0.00 APPLIES.
- ⑧. SECTION R-R DIMENSIONS APPLY SPECIFIED ENDS OF RETENTION PIN POSITIONS ONLY. SEE PRODUCT PART NUMBER FOR SINGLE OR DUAL SIDE RETENTION LOCATED AT MANUFACTURES OPTION.
- ⑨. SECTION S-S DIMENSIONS APPLY TO DUAL RETENTION PIN POSITIONS ONLY. SEE PRODUCT PART NUMBER FOR SINGLE OR DUAL SIDE RETENTION. LOCATED AT MANUFACTURES OPTION.
- 10. 5LB/2.3KG MAX INSERTION FORCE AND .25LB/1KG MIN RETENTION FORCE PER RETENTIVE PIN USING .062/1.57 THICK CIRCUIT BOARDS AND RECOMMENDED HOLE PATTERN.
- ⑪. THESE PRODUCTS MEETS EUROPEAN UNION DIRECTIVES AND OTHER COUNTRY REGULATION AS DESCRIBED IN GS-22-008.
- ⑫. PLATING OPTIONS:
PERFORMANCE PLATING WILL BE EITHER GOLD OR GXT ON POST OR TAIL, OPTIONALLY (.78-.295u"/2-.75u) TIN ON TAIL.
- ⑬. "THIS PRODUCT HAS 100% TIN PLATING IN THE INTERFACE AND HAS NOT BEEN TESTED FOR WHISKER GROWTH IN ALL INTERCONNECT ENVIRONMENTS."



RECOMMENDED HOLE PATTERN

www.fciconnect.com			surface ISO 1302	tolerance std ISO 406 ISO 1101	projection INCH/MM
			TOLERANCES UNLESS OTHERWISE SPECIFIED		
Dr	D. WITHING	4/08/93	ANGULAR	0.X ±0.3	size A4
Eng	T.HANNA	4/08/93	LINEAR	0.XX ±0.15	Scale 1.000
Chr	T.HANNA	4/08/93	0° ±2°	0.XXX ±0.05	ECN
Appr	T.HANNA	4/08/93	Product family	BERGSTIK	Spec ref
	title	BERGSTIK® II HEADER .100 DR R/A SELF-RET		69193	Rev. AJ
	catalog no			CUSTOMER	sheet 2 of 4



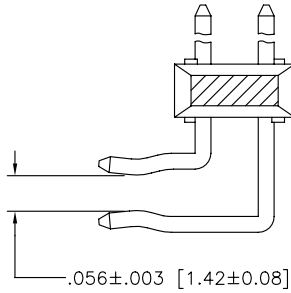
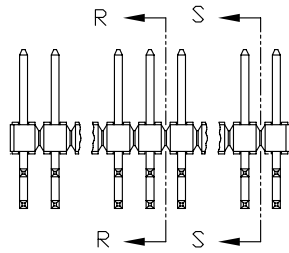
Copyright FCI.

A

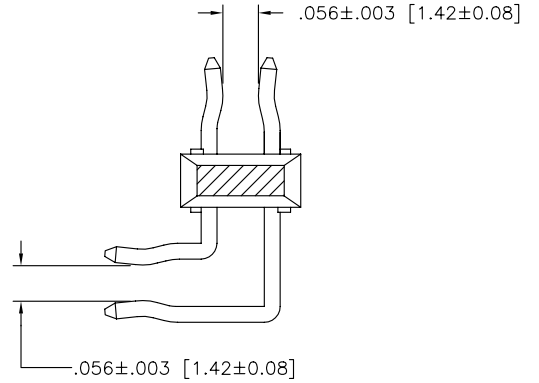
B

C

D



SECTION R-R
NOTE 8



SECTION S-S
NOTE 9

www.fciconnect.com			surface ISO 1302 ✓	tolerance std ISO 406 ISO 1101	projection 	INCH/MM
			TOLERANCES UNLESS OTHERWISE SPECIFIED			
Dr	D. WITHING	4/08/93	ANGULAR	0.X	±0.3	Scale
Eng	T.HANNA	4/08/93	LINEAR	0.XX	±0.15	1.000
Chr	T.HANNA	4/08/93	0° ±2°	0.XXX	±0.05	ECN
Appr	T.HANNA	4/08/93	Product family	BERGSTIK	Spec ref	
	title BERGSTIK® II HEADER .100 DR R/A SELF-RET		Eng 69193		Rev. AJ	
catalog no		CUSTOMER		sheet 3 of 4		

REV F - 2006-06-07

1

2

3

PDS: Rev :AJ

STATUS:Released

Printed: Oct 29, 2013



Copyright FCI.

PRODUCT NUMBER	MATING LENGTH		TAIL LENGTH		BEND DIM.		PIN TO SIDE		BODY WIDTH		RETENTION LOCATION	PACKAGING	NOTES	LF OPTION
	DIM F ENGLISH	DIM F METRIC	DIM G ENGLISH	DIM G METRIC	DIM H ENGLISH	DIM H METRIC	DIM J ENGLISH	DIM J METRIC	DIM K ENGLISH	DIM K METRIC				
69193-XYX	0.230	5.84	0.120	3.05	0.060	1.52	0.045	1.14	0.190	4.83	G TAIL	POLY BAGS		OB
78253-XYX														NOTE 1,11
78276-XYX	0.318	8.08	0.120	3.05	0.060	1.52	0.070	1.78	0.240	6.10	G TAIL	POLY BAGS/TUBES		OB
78299-XYX	0.230	5.84	0.120	3.05	0.060	1.52	0.070	1.78	0.240	6.10	G TAIL	POLY BAGS/TUBES		OB
86381-XYX	0.250	6.35	0.120	3.05	0.060	1.52	0.070	1.78	0.240	6.10	G TAIL	POLY BAGS		OB
87227-XYX	0.318	8.08	0.120	3.05	0.060	1.52	0.045	1.14	0.190	4.83	G TAIL	POLY BAGS		OB
87801-XYX														
87845-XYX	0.230	5.84	0.085	2.16	0.060	1.52	0.070	1.78	0.240	6.10	G TAIL	POLY BAGS/TUBES	7	OB
90305-XYX	0.165	4.19	0.120	3.05	0.060	1.52	0.070	1.78	0.240	6.10	G TAIL	POLY BAGS/TUBES	7	OB
93150-XYX	0.275	6.99	0.120	3.05	0.060	1.52	0.045	1.14	0.190	4.83	G TAIL	POLY BAGS		OB
93240-XYX	0.338	8.59	0.120	3.05	0.060	1.52	0.070	1.78	0.240	6.10	G TAIL	POLY BAGS		OB
94048-XYXH	0.380	9.65	0.120	3.05	0.060	1.52	0.070	1.78	0.240	6.10	G TAIL	POLY BAGS		OB



Copyright FCI.

www.fciconnect.com			surface ISO 1302	tolerance std ISO 406 ISO 1101	projection 	INCH/MM
			TOLERANCES UNLESS OTHERWISE SPECIFIED			
Dr	D. WITING	4/08/93	ANGULAR	0.X	±0.3	size A4
Eng	T.HANNA	4/08/93	LINEAR	0.XX	±0.15	Scale 1.000
Chr	T.HANNA	4/08/93	0° ±2°	0.XXX	±0.05	ECN
Appr	T.HANNA	4/08/93	Product family	BERGSTIK		Spec ref
	title BERGSTIK® II HEADER .100 DR R/A SELF-RET			part no	69193	Rev. AJ
	catalog no			CUSTOMER		sheet 4 of 4

REV F - 086-06-07

1

2

3

PDS: Rev :AJ

STATUS:Released

Printed: Oct 29, 2013