

Excellent Integrated System Limited

Stocking Distributor

Click to view price, real time Inventory, Delivery & Lifecycle Information:

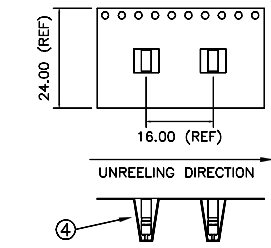
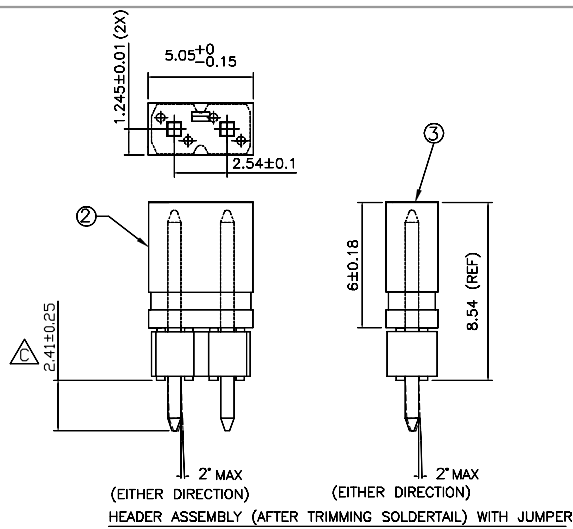
[FCI](#)

[10103269-002LF](#)

For any questions, you can email us directly:

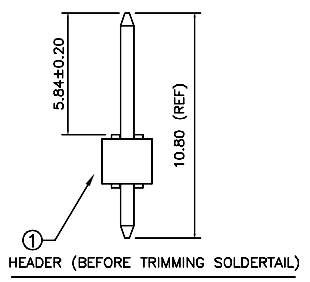
sales@integrated-circuit.com

PART NO.
10103269-001LF



* RANDOM ORIENTATION OF CONNECTORS ALLOWED IN EMBOSSED TAPE.

TAPE AND REEL PACKAGING DETAILS



NOTES:

- 1) INSERTION FORCE - 12N MAX
- 2) WITHDRAWAL FORCE - 2N MIN
- 3) THIS PRODUCT MEETS THE EUROPEAN UNION DIRECTIVES AND OTHER COUNTRY REGULATIONS AS DESCRIBED IN GS-22-008.
- 4). MAY BE EITHER GOLD OR GXT PLATED AT MANUFACTURER'S OPTION

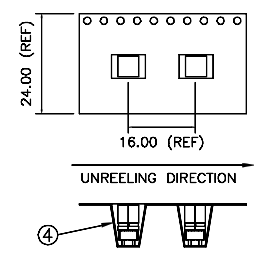
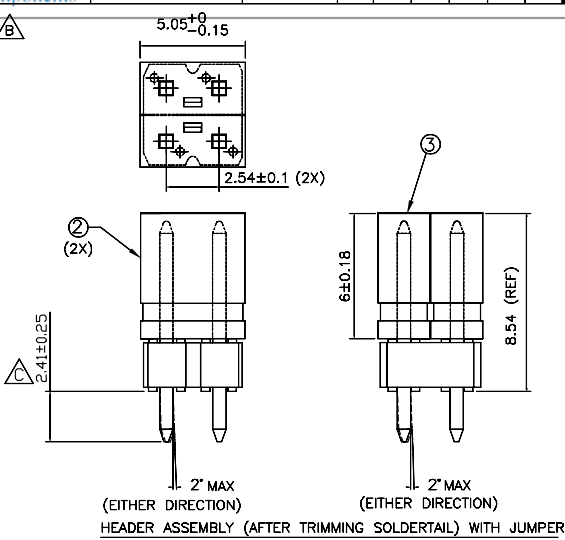
LIST OF MATERIAL

NO.	ITEM	PART NUMBER	MATERIAL
1	HEADER	77311-101-02LF	HOUSING: HIGH TEMPERATURE THERMOPLASTIC (BLACK) TERMINAL: PHOSPHOR BRONZE PLATING: 0.76 um GOLD/GXT ON CONTACT AND 2 um TIN MIN ON SOLDER TAILS.
2	JUMPER	63429-142LF	HOUSING: POLYESTER (BLACK) TERMINAL: PHOSPHOR BRONZE PLATING: 0.38 um GOLD OR GXT ON CONTACT AREA OVER 1.27um Ni (note 4)
3	KAPTON TAPE	10103270-001	POLYAMIDE
4	EMBOSS TAPE	10103271-001	CONDUCTIVE POLYMER

mat'l. code		surface	tolerance	projection	product family
1		ISO 1302	ISO 406 ISO 1911	MM	MINITEK
lfr	ecn no	dr	date	angles	linear
1	CONCEPT	KHL	2009-03-29	±0.25	scale 10:1
A	S09-0211	KHL	2009-06-25	±3°	
B	S10-0148	AY	2010-07-19		
C	FLX-N-14097	GM	2013-02-25	engr	KH LEE 2009-03-26
D	FLX-N-14758	ZK	2013-05-14	chr	ANDREW YONG 2010-07-19
				appd	ANDREW YONG 2010-07-19
					JOEY NG 2010-07-19
sheet index	revision	D	D		
	sheet	1	2		

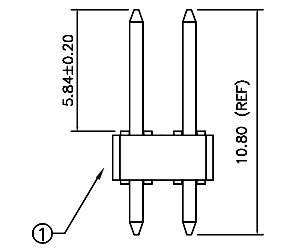
file
HEADER/JUMPER ASSEMBLY (2.54 mm)
dwg no 10103269
sheet 1 of 2 size A
type Product Customer Drawing

PART NO.
10103269-002LF



* RANDOM ORIENTATION OF CONNECTORS ALLOWED IN EMBOSSED TAPE.

TAPE AND REEL PACKAGING DETAILS



NOTES:

- 1) INSERTION FORCE - 24N MAX PER CONNECTOR PAIR
- 2) WITHDRAWAL FORCE - 4N MIN PER CONNECTOR PAIR
- 3) THIS PRODUCT MEETS THE EUROPEAN UNION DIRECTIVES AND OTHER COUNTRY REGULATIONS AS DESCRIBED IN GS-22-008.
- 4) MAY BE EITHER GOLD OR GXT PLATED AT MANUFACTURER'S OPTION

LIST OF MATERIAL

NO.	ITEM	PART NUMBER	MATERIAL
1	HEADER	77313-101-04LF	HOUSING: HIGH TEMPERATURE THERMOPLASTIC (BLACK) TERMINAL: PHOSPHOR BRONZE PLATING: 0.76 um GOLD/GXT ON CONTACT AND 2 um TIN MIN ON SOLDER TAILS.
2	JUMPER	63429-142LF	HOUSING: POLYESTER (BLACK) TERMINAL: PHOSPHOR BRONZE PLATING: 0.38 um GOLD OR GXT ON CONTACT AREA OVER 1.27um Ni (note 4)
3	KAPTON TAPE	10103270-002	POLYAMIDE
4	EMBOSS TAPE	10103271-002	CONDUCTIVE POLYMER

mat'l. code	surface ISO 1302	tolerance ISO 406 ISO 1911	projection	product family MINITEK
lfr	ecn no	dr	date	file
D				HEADER/JUMPER ASSEMBLY (2.54 mm)
		angles	linear	±0.25
		±3°		scale 10:1
		dr	KH LEE	2009-03-26
		engr	ANDREW YONG	2010-07-19
		chr	ANDREW YONG	2010-07-19
		appd	JOEY NG	2010-07-19
sheet index	revision sheet			