

Excellent Integrated System Limited

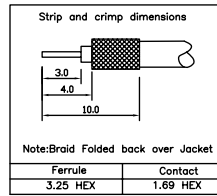
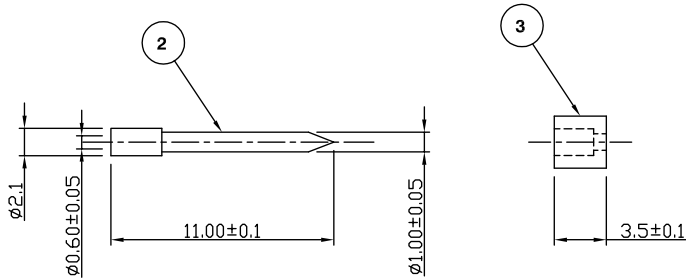
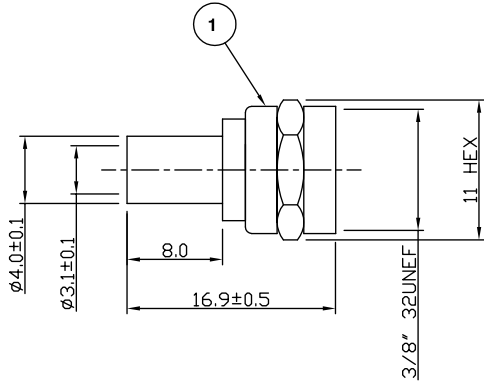
Stocking Distributor

Click to view price, real time Inventory, Delivery & Lifecycle Information:

[Bel Fuse Inc.](#)
[VF10-2061](#)

For any questions, you can email us directly:
sales@integrated-circuit.com

RoHS COMPLIANT



For stripping and assembly instructions see Drawing Number: VAIF1107

Electrical Characteristics

Nominal Impedance:	Non Constant
Frequency Range:	DC to 2 GHz
VSWR:	1.35:1 maximum
Insertion Loss:	0.2 dB at 2 GHz
Operating Voltage (rms):	250 V maximum at sea level
Dielectric Withstand Voltage (rms):	1500 V maximum at sea level
Contact Resistance:	3.0 milliohms maximum
Insulation Resistance:	5000 megohms minimum

Mechanical Characteristics

Mating Cycles:	50 cycles (subject to cable)
Interface Dimensions:	Conform to MIL-C-39012

Environmental Characteristics

Temperature Range:	-65 °C to +165 °C
--------------------	-------------------

PART	DESCRIPTION
1	Body Brass, nickel plated 2.54 μm
2	Contact Brass, gold plated 0.076 μm - 0.127 μm
3	Dielectric PTFE

Strip & Crimp Dims Added	MS	5	24 Aug 09
Address	MS	4	17 Mar 09
CAD Issue	PCD	3	29 May 02
Pin Dimension Change	RCS	2	31 Jul 00
First Issue	PDC	1	19 Jun 00
DESCRIPTION OF REVISION	APPVD	ISS	DATE



Cinch Connectivity Solutions
7-13 Russel Way,
Widford Industrial Estate,
Chelmsford, Essex,
CM1 3AA, UK.
Tel: +44 (0) 1245 359515
Fax: +44 (0) 1245 359338

SCALE: Not To Scale
DIMENSIONS: mm
TOLERANCES:
± 0.2mm unless
otherwise stated

DRAWN BY:	P D Couzens
CHECKED BY:	P D Couzens
APPROVED BY:	S Nash
DATE:	29 May 02

TITLE:
F Crimp Plug For RG179

PART NUMBER:
VF10-2061

PAGE: 1 of 1