

Excellent Integrated System Limited

Stocking Distributor

Click to view price, real time Inventory, Delivery & Lifecycle Information:

[Phoenix Contact](#)
[1404485](#)

For any questions, you can email us directly:
sales@integrated-circuit.com

https://www.phoenixcontact.com/us/products/1404485



Distributor - VS-ASI-J-Y-B-PUR-2,0-M12FR SCO - 1404485

Please be informed that the data shown in this PDF Document is generated from our Online Catalog. Please find the complete data in the user's documentation. Our General Terms of Use for Downloads are valid (<http://download.phoenixcontact.com>)

AS-Interface distributor with IP67 protection for two flat-ribbon conductors, with 2.0 m PUR round conductor and a molded, angled, A-coded, 4-pos. M12 SPEEDCON socket



Key commercial data

Packing unit	1 pc
Weight per Piece (excluding packing)	94.5 GRM
Custom tariff number	85444290
Country of origin	Vietnam

Technical data

Mechanical characteristics

Number of positions	4
Shielded	No
Insertion/withdrawal cycles	≥ 100 (M12 connector)
Connection method	AS-i penetration technique
Cable diameter	4.70 mm
Type of cable	Round cable
Cable structure	4x 0.34 mm ²
Duty cycle testing	Flexible cable conduit capable
Length of cable	2 m
Color	black
Tightening torque, min.	1.65 Nm

Ambient conditions

Ambient temperature (operation)	-25 °C ... 75 °C (Distributor)
	-25 °C ... 75 °C (cable, fixed installation)

Distributor - VS-ASI-J-Y-B-PUR-2,0-M12FR SCO - 1404485

Technical data

Ambient conditions

	-5 °C ... 75 °C (cable, flexible installation)
Ambient temperature (storage/transport)	-25 °C ... 80 °C
Degree of protection	IP65/67

Material data

Housing material	PA-GF
Contact carrier material	TPE-U
Contact material	CuZn
Contact surface material	Ni/Au
Material	CuSn (M12 contact)
	TPU GF (M12 contact carrier)
	Ni/Au (M12 contact surface)
	TPU (M12 handle)
Cable gland material	Zinc die-cast, nickel-plated
Outer sheath, material	PUR
External sheath, color	deep black RAL 9005

Electrical characteristics

Rated voltage (III/3)	≤ 35 V
Rated current	≤ 4 A

Line characteristics

Cable type	PUR halogen-free black
Cable abbreviation	Li9Y11Y-HF
UL AWM style	20549 / 10493 (80°C/300 V)
Conductor cross section	4x 0.34 mm ²
AWG signal line	22
Conductor structure signal line	42x 0.10 mm
Core diameter including insulation	1.27 mm ±0.02 mm
Thickness, insulation	≥ 0.21 mm
External cable diameter	4.7 mm ±0.15 mm
Wire colors	brown, white, blue, black
External sheath, color	Black-gray RAL 7021
Transmission medium	Copper
Insulation resistance	≥ 1 GΩ*km
Conductor resistance	≤ 58000000 Ω/km
Nominal voltage, cable	≤ 300 V
Test voltage, cable	≥ 3000 V
Overall twist	4 wires, twisted

Distributor - VS-ASI-J-Y-B-PUR-2,0-M12FR SCO - 1404485

Technical data

Line characteristics

Outer sheath, material	PUR
Material conductor insulation	PP
Conductor material	Bare Cu litz wires
Cable weight	30 kg/km
Minimum bending radius, fixed installation	5 x D
Minimum bending radius, flexible installation	10 x D
Max. bending cycles	4000000
Minimum bending radius, drag chain applications	10 x D
Traversing path	10 m
Traversing rate	3 m/s
Acceleration	10 m/s ²
Special properties	Flexible cable conduit capable
	Silicone-free
	Free of substances which would hinder coating with paint or varnish
	Flexible
Flame resistance	in accordance with DIN UL-Style 20549
	in accordance with FT1 as per UL 758
Halogen-free	in accordance with DIN VDE 0472 part 815
Resistance to oil	in accordance with DIN EN 60811-2-1
Other resistance	Highly resistant to acids, alkaline solutions and solvents
	hydrolysis and microbe resistant
	partly UV-resistant in accordance with DIN EN ISO 4892-2-A
	Low adhesion
	abrasion-resistant
Ambient temperature (operation)	-40 °C ... 80 °C (cable, fixed installation)
	-25 °C ... 80 °C (cable, flexible installation)

Classifications

eCl@ss

eCl@ss 4.0	27140815
eCl@ss 4.1	27140815
eCl@ss 5.0	27143423
eCl@ss 5.1	27143423
eCl@ss 6.0	27143423
eCl@ss 7.0	27449001
eCl@ss 8.0	27449001

<https://www.phoenixcontact.com/us/products/1404485>



Distributor - VS-ASI-J-Y-B-PUR-2,0-M12FR SCO - 1404485

Classifications

ETIM

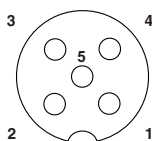
ETIM 2.0	EC000200
ETIM 3.0	EC001856
ETIM 4.0	EC000313
ETIM 5.0	EC000313

UNSPSC

UNSPSC 6.01	31261501
UNSPSC 7.0901	31261501
UNSPSC 11	31261501
UNSPSC 12.01	31261501
UNSPSC 13.2	31261501

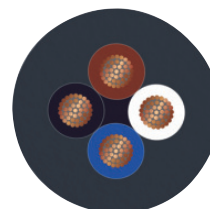
Drawings

Schematic diagram



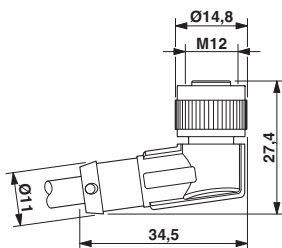
Pin assignment M12, PIN 1: AS-i +, PIN 2: AUX -, PIN 3: AS-i -, PIN 4: AUX +, PIN 5: Not used

Cable cross section



PUR halogen-free black [PUR]

Dimensioned drawing



M12 x 1 socket, angled

Dimensioned drawing

