

## Excellent Integrated System Limited

Stocking Distributor

Click to view price, real time Inventory, Delivery & Lifecycle Information:

[Phoenix Contact](#)  
[1407439](#)

For any questions, you can email us directly:  
[sales@integrated-circuit.com](mailto:sales@integrated-circuit.com)

https://www.phoenixcontact.com/us/products/1407439



## Network cable - NBC- 1,0-94B/FS SCO - 1407439

Please be informed that the data shown in this PDF Document is generated from our Online Catalog. Please find the complete data in the user's documentation. Our General Terms of Use for Downloads are valid (<http://download.phoenixcontact.com>)



Network cable, Ethernet CAT5 (0.1 Gbps), Ethernet CAT5e (0.1 Gbps), 8-position, PUR, water blue RAL 5021, shielded, Free cable end, on Socket Straight M12 SPEEDCON / IP67, Coding: A, Cable length: 1 m



### Key commercial data

|                      |          |
|----------------------|----------|
| Packing unit         | 1 pc     |
| Custom tariff number | 85444210 |
| Country of origin    | Poland   |

### Technical data

#### Dimensions

|                 |     |
|-----------------|-----|
| Length of cable | 1 m |
|-----------------|-----|

#### Ambient conditions

|                      |      |
|----------------------|------|
| Degree of protection | IP65 |
|                      | IP67 |

#### General data

|                       |  |
|-----------------------|--|
| Rated current at 40°C | 2 A                                      |
| Rated voltage         | 30 V                                     |
| Number of positions   | 8  |
| Signal type/category  | Ethernet CAT5 (IEC 11801:2002), 0.1 Gbps |
|                       | Ethernet CAT5e (TIA 568B:2001), 0.1 Gbps |
| Standards/regulations | M12 connector IEC 61076-2-101            |

#### Characteristics head 1

|           |                |
|-----------|----------------|
| Head type | Free cable end |
|-----------|----------------|

#### Characteristics head 2

|           |                                     |
|-----------|-------------------------------------|
| Head type | Socket Straight M12 SPEEDCON / IP67 |
|-----------|-------------------------------------|

<https://www.phoenixcontact.com/us/products/1407439>


## Network cable - NBC- 1,0-94B/FS SCO - 1407439

### Technical data

#### Characteristics head 2

|  |  |
|--|--|
| No. of positions (pin connector pattern) | 8  |
| Coding                                   | A (Standard)                                       |
| Color                                    | black  |
| Material (component)                     | CuZn (Contact)                                     |
|  | Ni/Au (Contact surface)                            |
|  | TPU GF (Contact carriers)                          |
|  | TPU, hardly inflammable, self-extinguishing (Grip) |
|  | Zinc die-cast, nickel-plated (Screw connection)    |
| Contact resistance                       | ≤ 5 mΩ   |
| Insulation resistance                    | ≥ 100 MΩ   |
| Insertion/withdrawal cycles              | ≥ 100  |
| Torque                                   | 0.4 Nm   |
| Ambient temperature (operation)          | -25 °C ... 90 °C                                   |

#### Cable

|   |  |
|---|--|
| Cable type                                    | Ethernet, flexible, CAT5e  |
| Cable type (abbreviation)                     | 94B  |
| UL AWM style                                  | 20963 (80°C/30 V)  |
| Signal type/category                          | Ethernet CAT5 (IEC 11801:2002), 0.1 Gbps                                   |
|   | Ethernet CAT5e (TIA 568B:2001), 0.1 Gbps                                   |
| Cable structure                               | 4x2xAWG26/7; SF/UTP  |
| Conductor cross section                       | 4x 2x 0.14 mm <sup>2</sup>   |
| AWG signal line                               | 26   |
| Conductor structure signal line               | 7x 0.16 mm   |
| Core diameter including insulation            | 0.98 mm  |
| Thickness, insulation                         | 0.25 mm  |
| Wire colors                                   | white/blue-blue, white/orange-orange, white/green-green, white/brown-brown |
| Twisted pairs                                 | 2 cores to the pair  |
| Overall twist                                 | 4 pairs  |
| Shielding                                     | Aluminum-coated foil, tinned copper braided shield                         |
| Optical shield covering                       | 70 %   |
| External sheath, color                        | water blue RAL 5021  |
| Outer sheath thickness                        | 1 mm   |
| External cable diameter D                     | 6.4 mm ±0.2 mm   |
| Smallest bending radius, fixed installation   | 25.6 mm  |
| Smallest bending radius, movable installation | 51.2 mm  |
| Tensile strength short-term/long-term         | ≤ 100 N  |

https://www.phoenixcontact.com/us/products/1407439



## Network cable - NBC- 1,0-94B/FS SCO - 1407439

### Technical data

#### Cable

|   |   |
|---|---|
| Cable weight                            | 47 kg/km  |
| Outer sheath, material                  | PUR   |
| Material conductor insulation           | PE  |
| Conductor material                      | Bare Cu litz wires                              |
| Insulation resistance                   | ≥ 500 MΩ*km                                     |
| Loop resistance                         | ≤ 290 Ω (per kilometer)                         |
| Working capacitance                     | 48 nF (At 1 kHz)                                |
| Wave impedance                          | 100 Ω ±5 Ω (at 100 MHz)                         |
| Signal runtime                          | 5.3 ns/m  |
| Coupling resistance                     | ≤ 100.00 mΩ/m (At 10 MHz)                       |
| Nominal voltage, cable                  | ≤ 100 V   |
|   | 300 V (Outer cable sheath)                      |
| Test voltage Core/Core                  | 700 V (50 Hz, 1 min.)                           |
| Test voltage Core/Shield                | 700 V (50 Hz, 1 min.)                           |
| Flame resistance                        | IEC 60332-1-2                                   |
| Halogen-free                            | According to IEC 60754-1                        |
| Resistance to oil                       | in accordance with DIN EN 60811-2-1             |
| Ambient temperature (operation)         | -40 °C ... 80 °C (cable, fixed installation)    |
|   | -20 °C ... 80 °C (cable, flexible installation) |
| Ambient temperature (installation)      | -20 °C ... 80 °C                                |
| Ambient temperature (storage/transport) | -20 °C ... 80 °C                                |

### Classifications

#### eCl@ss

|            |          |
|------------|----------|
| eCl@ss 4.0 | 27060306 |
| eCl@ss 4.1 | 27060306 |
| eCl@ss 5.0 | 27061801 |
| eCl@ss 5.1 | 27061801 |
| eCl@ss 6.0 | 27061801 |
| eCl@ss 7.0 | 27061801 |
| eCl@ss 8.0 | 27061801 |

#### ETIM

|          |          |
|----------|----------|
| ETIM 3.0 | EC001855 |
| ETIM 4.0 | EC001855 |
| ETIM 5.0 | EC001855 |

https://www.phoenixcontact.com/us/products/1407439



## Network cable - NBC- 1,0-94B/FS SCO - 1407439

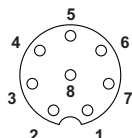
### Classifications

#### UNSPSC

|               |          |
|---------------|----------|
| UNSPSC 6.01   | 31251501 |
| UNSPSC 7.0901 | 31251501 |
| UNSPSC 11     | 31251501 |
| UNSPSC 12.01  | 31251501 |
| UNSPSC 13.2   | 31251501 |

### Drawings

Schematic diagram



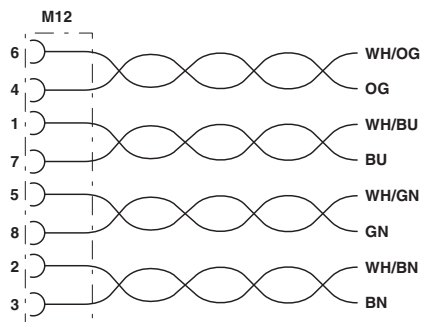
Pin assignment M12 socket, 8-pos., A-coded, view female side

Cable cross section



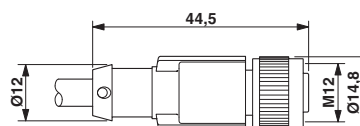
Ethernet, flexible, CAT5e [94B]

Circuit diagram



Contact assignment of the M12 socket

Dimensioned drawing



M12 x 1 socket, straight, shielded