

Excellent Integrated System Limited

Stocking Distributor

Click to view price, real time Inventory, Delivery & Lifecycle Information:

[Phoenix Contact](#)
[1814650](#)

For any questions, you can email us directly:

sales@integrated-circuit.com

https://www.phoenixcontact.com/us/products/1814650



PCB terminal block - PTSM 0,5/ 4-2,5-H SMD WH R24 - 1814650

Please be informed that the data shown in this PDF Document is generated from our Online Catalog. Please find the complete data in the user's documentation. Our General Terms of Use for Downloads are valid (<http://download.phoenixcontact.com>)

PCB terminal block, Nominal current: 6 A, Nom. voltage: 250 V, Pitch: 2.5 mm, Number of positions: 4, Connection method: Spring-cage connection, Mounting: SMD/THT/THR, Conductor/PCB connection direction: 0°, Color: White



Key commercial data

Packing unit	1 pc
Minimum order quantity	770 pc
Weight per Piece (excluding packing)	1.454 GRM
Custom tariff number	85369010
Country of origin	Germany

Technical data

Dimensions

Length	9 mm
Height	5 mm
Pitch	2.5 mm
Dimension a	7.5 mm
Pin spacing	2.5 mm

General

Range of articles	PTSM 0,5/..-H-SMD
Insulating material group	I
Rated surge voltage (III/3)	2.5 kV
Rated surge voltage (III/2)	2.5 kV
Rated surge voltage (II/2)	2.5 kV
Rated voltage (III/3)	63 V
Rated voltage (III/2)	250 V
Rated voltage (II/2)	320 V

https://www.phoenixcontact.com/us/products/1814650



PCB terminal block - PTSM 0,5/ 4-2,5-H SMD WH R24 - 1814650

Technical data

General

Connection in acc. with standard	EN-VDE
Nominal current I _N	6 A
Nominal cross section	0.5 mm ²
Maximum load current	6 A
Insulating material	PA
Solder pin surface	Sn
Inflammability class according to UL 94	V0
Stripping length	6 mm
Number of positions	4

Connection data

Conductor cross section solid min.	0.14 mm ²
Conductor cross section solid max.	0.5 mm ²
Conductor cross section stranded min.	0.2 mm ²
Conductor cross section stranded max.	5 mm ²
Conductor cross section stranded, with ferrule without plastic sleeve min.	0.25 mm ²
Conductor cross section stranded, with ferrule without plastic sleeve max.	0.5 mm ²
Conductor cross section AWG/kcmil min.	26
Conductor cross section AWG/kcmil max	20
Minimum AWG according to UL/CUL	26
Maximum AWG according to UL/CUL	20

Classifications

eCl@ss

eCl@ss 4.0	27141109
eCl@ss 4.1	27141109
eCl@ss 5.0	27141190
eCl@ss 5.1	27260701
eCl@ss 6.0	27261101
eCl@ss 7.0	27440401
eCl@ss 8.0	27440401

ETIM

ETIM 3.0	EC001121
ETIM 4.0	EC002643
ETIM 5.0	EC002637

https://www.phoenixcontact.com/us/products/1814650



PCB terminal block - PTSM 0,5/ 4-2,5-H SMD WH R24 - 1814650

Classifications

UNSPSC

UNSPSC 6.01	30211801
UNSPSC 7.0901	39121432
UNSPSC 11	39121432
UNSPSC 12.01	39121432
UNSPSC 13.2	39121432

Approvals

Approvals


Approvals


GOST / UL Recognized / UL Recognized / cUL Recognized / cULus Recognized

Ex Approvals

Approvals submitted

Approval details

GOST 
--


UL Recognized 	
	B
mm ² /AWG/kcmil	26-20
Nominal current I _N	5 A
Nominal voltage U _N	150 V


https://www.phoenixcontact.com/us/products/1814650



PCB terminal block - PTSM 0,5/ 4-2,5-H SMD WH R24 - 1814650

Approvals

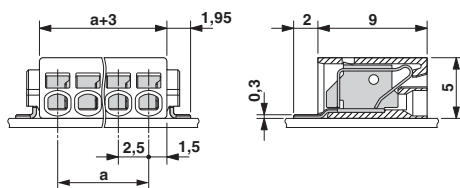
UL Recognized 	
	B
mm ² /AWG/kcmil	26-20
Nominal current I _N	5 A
Nominal voltage U _N	150 V

cUL Recognized 	
	B
mm ² /AWG/kcmil	26-20
Nominal current I _N	5 A
Nominal voltage U _N	150 V

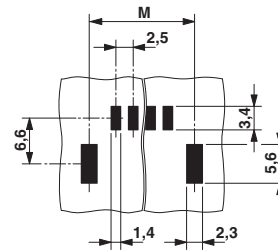
cULus Recognized 	
--	--

Drawings

Dimensioned drawing



Drilling diagram



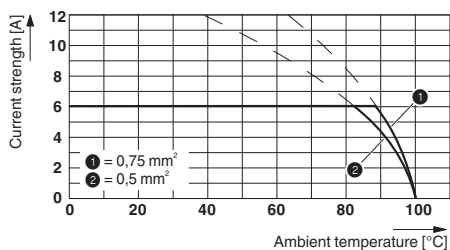
Dimension M: 12.7 mm

<https://www.phoenixcontact.com/us/products/1814650>



PCB terminal block - PTSM 0,5/ 4-2,5-H SMD WH R24 - 1814650

Diagram



© Phoenix Contact 2013 - all rights reserved
<http://www.phoenixcontact.com>