

Excellent Integrated System Limited

Stocking Distributor

Click to view price, real time Inventory, Delivery & Lifecycle Information:

[Panduit](#)
[T45CCEI-X](#)

For any questions, you can email us directly:

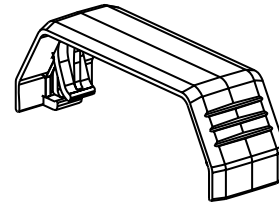
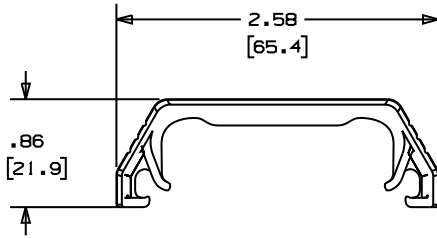
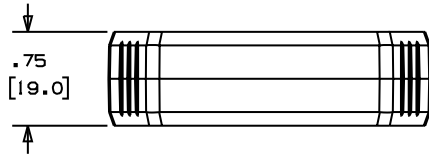
sales@integrated-circuit.com

THIS COPY IS PROVIDED ON A RESTRICTED BASIS AND IS NOT TO BE USED IN ANY WAY DETRIMENTAL TO THE INTERESTS OF PANDUIT CORP.

PANDUIT P/N	WEIGHT
T45CC	.12 LB/10 PCS 55 g/10 PCS

NOTES:

1. THIS FITTING IS TO LATCH ONTO THE T45 BASE.
2. THIS FITTING IS INTENDED TO OVERLAP BOTH T45 COVERS.
3. DIMENSIONS IN PARENTHESES ARE IN METRIC.
4. SEE CURRENT CATALOG FOR ADDITIONAL PART SUFFIXES TO INDICATE COLOR AND OR PACKAGE QUANTITY.



CAD FILENAME/LAYERS D37295BB_DC_T45CC_09A.PRT

PANDUIT CORP. TINLEY PARK, ILLINOIS
T45 COVER COUPLER FITTING (T45CC)
CUSTOMER DRAWING

UNLESS OTHERWISE SPECIFIED, DIMENSIONAL TOLERANCES ARE:
1.X1 ± .031, 1.XXX ± .031, .81 ANGLES ±

UNLESS OTHERWISE SPECIFIED, ALL DIMENSIONS ARE GIVEN IN INCHES, THIRD ANGLE PROJECTION.

DRAWN BY: RABO
DATE: 9/1/99
CHECKED BY: RCRO

MAT'L: PVC

SCALE: FULL
DRAWING NO.: 37298-02
Dwg SIZE: A

REV	DATE	BY	CHK	DESCRIPTION	ECN	CHK	CUST	SUP
R	9/1/99	RABO	RCRO	RELEASED TO PRODUCTION.	37298-02	HIW	HIW	