

Excellent Integrated System Limited

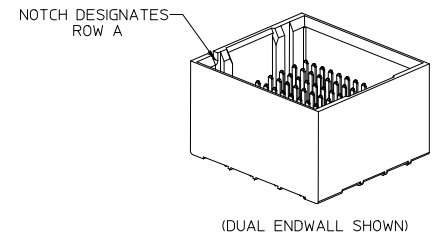
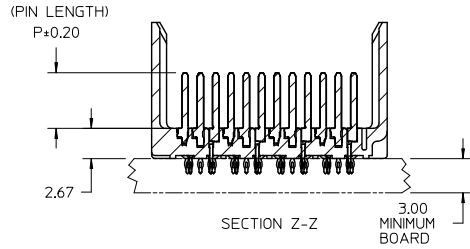
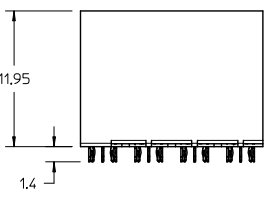
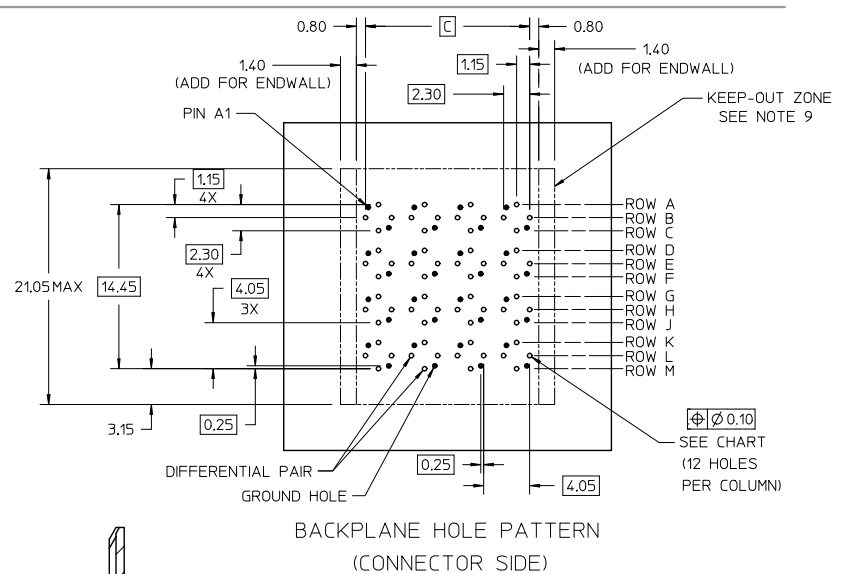
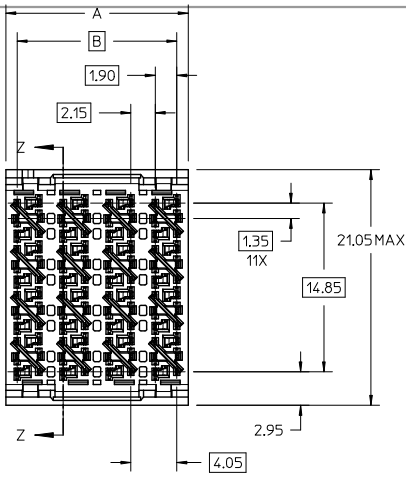
Stocking Distributor

Click to view price, real time Inventory, Delivery & Lifecycle Information:

[Molex Connector Corporation](#)
[0768451128](#)

For any questions, you can email us directly:

sales@integrated-circuit.com

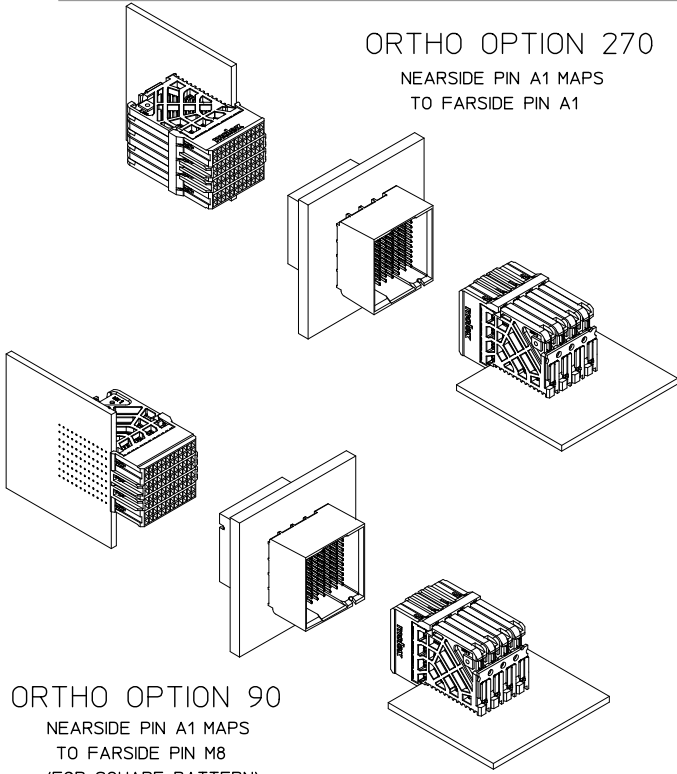


- NOTES:
1. MATERIALS: HOUSING - LIQUID CRYSTAL POLYMER (LCP)
GLASS-FILLED, UL94V-0
TERMINALS - HIGH PERFORMANCE COPPER ALLOY
 2. FINISH: 30μ MIN GOLD IN CONTACT AREA,
SELECTIVE TIN OR TIN-LEAD ON PCB TAILS,
NICKEL OVERALL.
 3. REFER TO MOLEX PRODUCT SPECIFICATION PS-76060-999
FOR PERFORMANCE SPECIFICATIONS AND ADDITIONAL PCB INFORMATION.
 4. THIS PART CONFORMS TO CLASS B REQUIREMENTS OF
COSMETIC SPEC PS-45499-002.
 5. PRODUCT IS PACKAGED PER PK-70873-7706.
 6. SEE SHEETS 2 AND 3 FOR PART NUMBERS AND ORTHOGONAL PIN MAPPING.
 7. REFER TO MOLEX SALES DRAWING SD-76850-001 FOR THE MATING RECEPTACLES.
 8. REFER TO MOLEX ROUTING GUIDE AS-76850-990 FOR ADDITIONAL PCB LAYOUT
AND ROUTING RECOMMENDATIONS.
 9. THESE DIMENSIONS REPRESENT THE AREA NEEDED TO ACCOMMODATE CONNECTOR
INSERTION AND REPAIR ON THE PC BOARD. THIS DOES NOT REPRESENT
THE ACTUAL PERIMETER OF THE CONNECTOR.*

UPDATED VIEWS EC NO: UCP2014-2698 DRAWN BY: JLAURX CHKD: JMENDOZA APPR: JEBINGHAM DATE: 2013/04/04 DATE: 2010/01/13 DATE: 2010/01/14	QUALITY SYMBOLS ∇=0 ∇=0 ∇=0	GENERAL TOLERANCES (UNLESS SPECIFIED) mm INCH	DIMENSION STYLE MM ONLY	SCALE 4:1	DESIGN UNITS METRIC	THIRD ANGLE PROJECTION
		4 PLACES ± --- ± --- 3 PLACES ± --- ± --- 2 PLACES ± 0.13 ± --- 1 PLACE ± 0.25 ± --- 0 PLACE ± --- ± ---	DRAWN BY: JLAURX DATE: 2008/12/09 CHECKED BY: JMENDOZA DATE: 2010/01/13 APPROVED BY: JEBINGHAM DATE: 2010/01/14	TITLE IMPACT 4 PAIR HEADER ORTHOGONAL ASSEMBLY UNGUIDED SALES DRAWING	MATERIAL NO. SEE CHART	DOCUMENT NO. SD-76845-001
DRAFT WHERE APPLICABLE MUST REMAIN WITHIN DIMENSIONS		THIS DRAWING CONTAINS INFORMATION THAT IS PROPRIETARY TO MOLEX INCORPORATED AND SHOULD NOT BE USED WITHOUT WRITTEN PERMISSION				

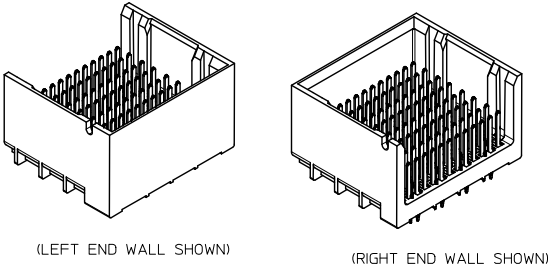
ORTHO OPTION 270

NEAR SIDE PIN A1 MAPS
TO FAR SIDE PIN A1



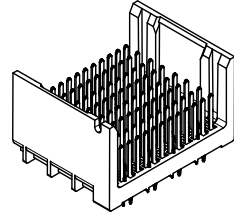
ORTHO OPTION 90

NEAR SIDE PIN A1 MAPS
TO FAR SIDE PIN M8
(FOR SQUARE PATTERN)



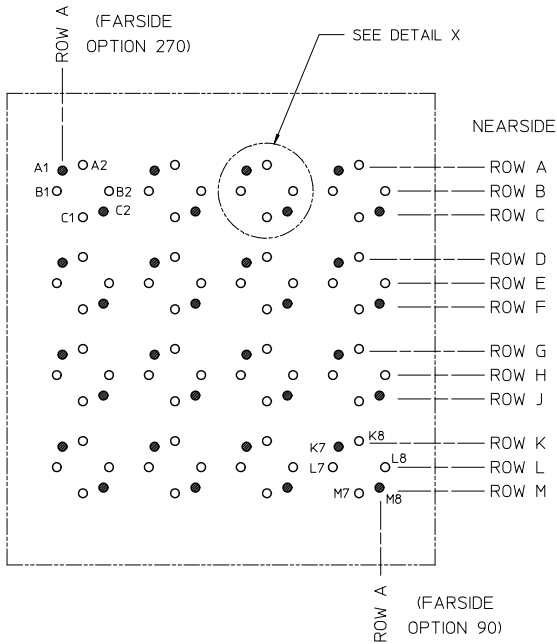
MATERIAL NUMBER	# OF COLUMNS	# OF DIFF PAIR	DIM A	DIM B	DIM C
76845-*60*	6	24	12.0	10.00	10.40
76845-*61*	6	24	13.4	10.00	10.40
76845-*62*	6	24	14.8	10.00	10.40
76845-*63*	6	24	13.4	10.00	10.40
76845-*80*	8	32	16.1	14.05	14.45
76845-*81*	8	32	17.5	14.05	14.45
76845-*82*	8	32	18.9	14.05	14.45
76845-*83*	8	32	17.5	14.05	14.45
76845-*10*	10	40	20.1	18.10	18.50
76845-*11*	10	40	21.5	18.10	18.50
76845-*12*	10	40	22.9	18.10	18.50
76845-*13*	10	40	21.5	18.10	18.50

76845-***
 MODULE & TAIL PLATING TYPE
 0 = UNGUIDED, TIN/LEAD
 1 = UNGUIDED, TIN
 # OF COLUMNS
 6 = 6 COLUMN
 8 = 8 COLUMN
 1 = 10 COLUMN
 PIN LENGTH (P)
 4 = 4.90 (0.46 PTH)
 5 = 5.50 (0.46 PTH)
 7 = 4.90 (0.39 PTH)
 8 = 5.50 (0.39 PTH)
 ENDWALL OPTIONS
 0 = OPEN ENDS
 1 = LEFT ENDWALL
 2 = DUAL ENDWALL
 3 = RIGHT ENDWALL



(OPEN END OPTION SHOWN)

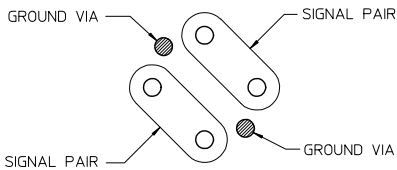
SEE SHEET 1 EC NO: UCP2014-2698 DRAWN BY: JLAURX CHKD: JMENDOZA APPR: JBINGHAM DATE: 2013/04/04 2015/03/24	QUALITY SYMBOLS	GENERAL TOLERANCES (UNLESS SPECIFIED)	DIMENSION STYLE	SCALE	DESIGN UNITS	THIRD ANGLE PROJECTION
	$\nabla=0$ $\nabla=0$ $\nabla=0$	4 PLACES ± --- ± --- 3 PLACES ± --- ± --- 2 PLACES ± 0.13 ± --- 1 PLACE ± 0.25 ± --- 0 PLACE ± --- ± ---	MM ONLY	4:1	METRIC	
	ANGULAR ± 1/2° DRAFT WHERE APPLICABLE MUST REMAIN WITHIN DIMENSIONS	DRAWN BY: JLAURX DATE: 2008/12/09 CHECKED BY: JMENDOZA DATE: 2010/01/13 APPROVED BY: JBINGHAM DATE: 2010/01/14	MATERIAL NO. SEE CHART	TITLE IMPACT 4 PAIR HEADER ORTHOGONAL ASSEMBLY UNGUIDED SALES DRAWING	DOCUMENT NO. SD-76845-001	SHEET NO. 2 OF 3
	THIS DRAWING CONTAINS INFORMATION THAT IS PROPRIETARY TO MOLEX INCORPORATED AND SHOULD NOT BE USED WITHOUT WRITTEN PERMISSION					



ORTHO PIN MAPPING							
OPTION 270 (NEARSIDE - FAR SIDE)							
(A1-A1)	A2-B1	(A3-D1)	A4-E1	(A5-G1)	A6-H1	(A7-K1)	A8-L1
B1-A2	B2-C1	B3-D2	B4-F1	B5-G2	B6-J1	B7-K2	B8-M1
C1-B2	(C2-C2)	C3-E2	(C4-F2)	C5-H2	(C6-J2)	C7-L2	(C8-M2)
(D1-A3)	D2-B3	(D3-D3)	D4-E3	(D5-G3)	D6-H3	(D7-K3)	D8-L3
E1-A4	E2-C3	E3-D4	E4-F3	E5-G4	E6-J3	E7-K4	E8-M3
F1-B4	(F2-C4)	F3-E4	(F4-F4)	F5-H4	(F6-J4)	F7-L4	(F8-M4)
(G1-A5)	G2-B5	(G3-D5)	G4-E5	(G5-G5)	G6-H5	(G7-K5)	G8-L5
H1-A6	H2-C5	H3-D6	H4-F5	H5-G6	H6-J5	H7-K6	H8-M5
J1-B6	(J2-C6)	J3-E6	(J4-F6)	J5-H6	(J6-J6)	J7-L6	(J8-M6)
(K1-A7)	K2-B7	(K3-D7)	K4-E7	(K5-G7)	K6-H7	(K7-K7)	K8-L7
L1-A8	L2-C7	L3-D8	L4-F7	L5-G8	L6-J7	L7-K8	L8-M7
M1-B8	(M2-C8)	M3-E8	(M4-F8)	M5-H8	(M6-J8)	M7-L8	(M8-M8)

ORTHO PIN MAPPING							
OPTION 90 (NEARSIDE - FAR SIDE)							
(A1-M8)	A2-L8	(A3-J8)	A4-H8	(A5-F8)	A6-E8	(A7-C8)	A8-B8
B1-M7	B2-K8	B3-J7	B4-G8	B5-F7	B6-D8	B7-C7	B8-A8
C1-L7	(C2-K7)	C3-H7	(C4-G7)	C5-E7	(C6-D7)	C7-B7	(C8-A7)
(D1-M6)	D2-L6	(D3-J6)	D4-H6	(D5-F6)	D6-E6	(D7-C6)	D8-B6
E1-M5	E2-K6	E3-J5	E4-G6	E5-F5	E6-D6	E7-C5	E8-A6
F1-L5	(F2-K5)	F3-H5	(F4-G5)	F5-E5	(F6-D5)	F7-B5	(F8-A5)
(G1-M4)	G2-L4	(G3-J4)	G4-H4	(G5-F4)	G6-E4	(G7-C4)	G8-B4
H1-M3	H2-K4	H3-J3	H4-G4	H5-F3	H6-D4	H7-C3	H8-A4
J1-L3	(J2-K3)	J3-H3	(J4-G3)	J5-E3	(J6-D3)	J7-B3	(J8-A3)
(K1-M2)	K2-L2	(K3-J2)	K4-H2	(K5-F2)	K6-E2	(K7-C2)	K8-B2
L1-M1	L2-K2	L3-J1	L4-G2	L5-F1	L6-D2	L7-C1	L8-A2
M1-L1	(M2-K1)	M3-H1	(M4-G1)	M5-E1	(M6-D1)	M7-B1	(M8-A1)

NOTE: PINOUTS SHOWN IN BALLOONS ARE GROUNDS.
PINOUTS SHOWN ARE FOR SQUARE (8 COLUMN) PATTERN ONLY.



DETAIL X
SCALE 16:1

SEE SHEET 1 EC NO: UCP2014-2698 DRAWN BY: ZY101 2015/04/04 CHKD: APPR: TELD 2015/03/24	QUALITY SYMBOLS ▽=0 ▽=0 ▽=0	GENERAL TOLERANCES (UNLESS SPECIFIED) mm INCH 4 PLACES ± --- ± --- 3 PLACES ± --- ± --- 2 PLACES ± 0.13 ± --- 1 PLACE ± 0.25 ± --- 0 PLACE ± --- ± ---	DIMENSION STYLE MM ONLY	DRAWN BY: JLAURX DATE: 2008/12/09	SCALE: 8:1	DESIGN UNITS: METRIC	THIRD ANGLE PROJECTION
				CHECKED BY: JMENDOZA DATE: 2010/01/13			
				APPROVED BY: JBINGHAM DATE: 2010/01/14			
				MATERIAL NO. SEE CHART			
DRAFT WHERE APPLICABLE MUST REMAIN WITHIN DIMENSIONS		ANGULAR ±1/2°		DOCUMENT NO. SD-76845-001		SHEET NO. 3 OF 3	
THIS DRAWING CONTAINS INFORMATION THAT IS PROPRIETARY TO MOLEX INCORPORATED AND SHOULD NOT BE USED WITHOUT WRITTEN PERMISSION							