

Excellent Integrated System Limited

Stocking Distributor

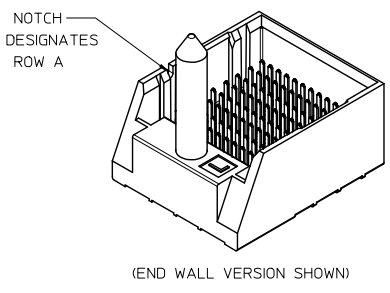
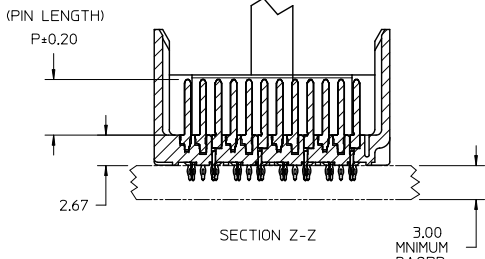
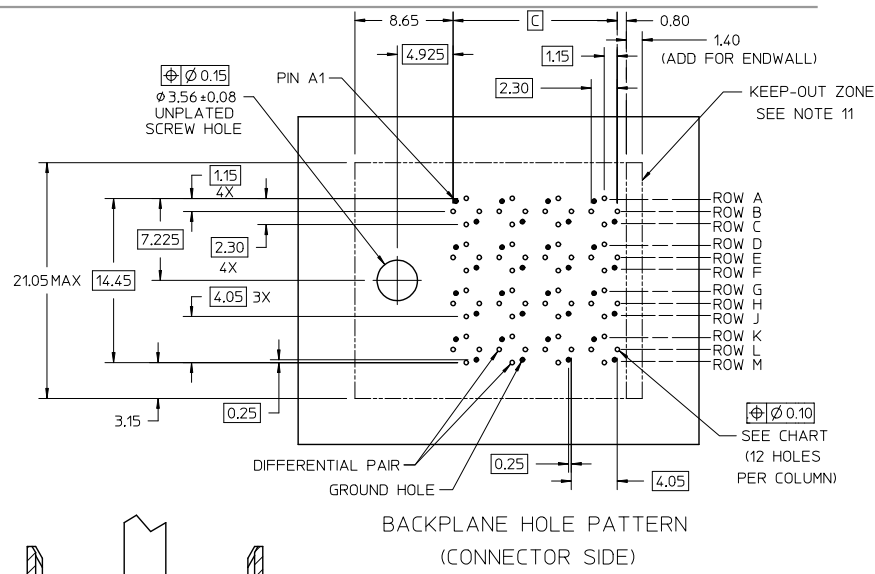
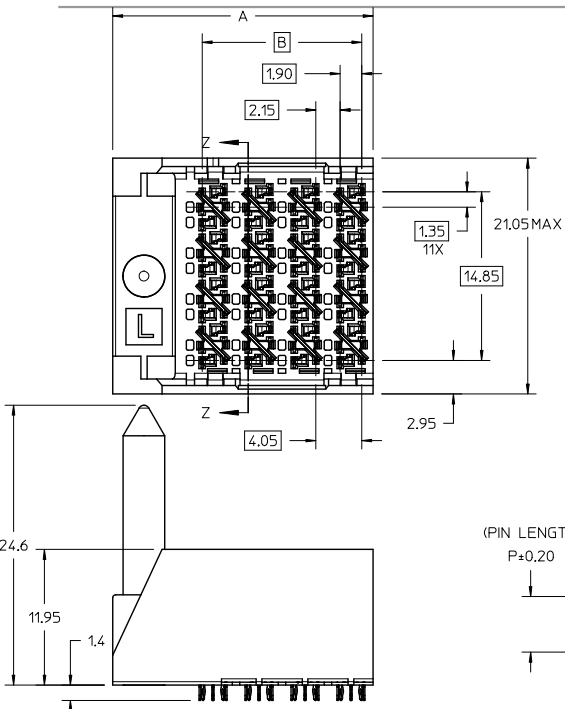
Click to view price, real time Inventory, Delivery & Lifecycle Information:

[Molex Connector Corporation](#)
[0768457805](#)

For any questions, you can email us directly:

sales@integrated-circuit.com

13 12 11 10 9 8 7 6 5 4 3 2 1

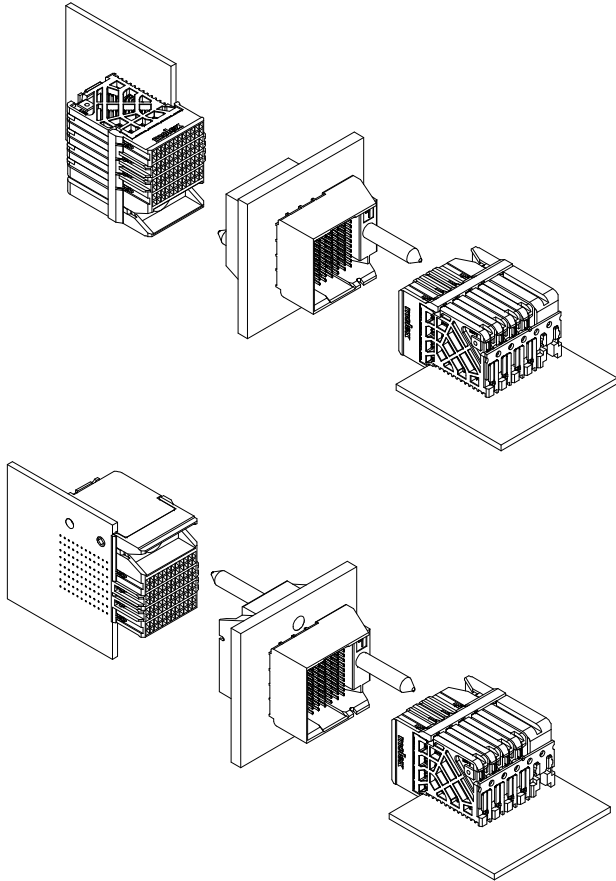


- NOTES:
1. MATERIALS: HOUSING - LIQUID CRYSTAL POLYMER (LCP)
GLASS-FILLED, UL94V-0
TERMINALS - HIGH PERFORMANCE COPPER ALLOY
 2. FINISH: 30µ MIN GOLD IN CONTACT AREA.
SELECTIVE TIN OR TIN-LEAD ON PCB TAILS.
NICKEL OVERALL.
 3. REFER TO MOLEX PRODUCT SPECIFICATION PS-76060-999
FOR PERFORMANCE SPECIFICATIONS AND ADDITIONAL PCB INFORMATION.
 4. THIS PART CONFORMS TO CLASS B REQUIREMENTS OF
COSMETIC SPEC PS-45499-002.
 5. PRODUCT IS PACKAGED PER PK-70873-764.
 6. SEE SHEETS 2 AND 3 FOR PART NUMBERS AND ORTHOGONAL PIN MAPPING.
 7. REFER TO MOLEX SALES DRAWING SD-76850-002 FOR THE MATING RECEPTACLES.
 8. THE KEEP-OUT ZONE FOR THE PART LENGTH INCLUDES AN ADDITIONAL 1.0mm
TO ACCOMMODATE FOR SPACE REQUIRED BY THE DAUGHTERCARD ASSEMBLY.
 9. REFER TO MOLEX ROUTING GUIDE AS-76850-990 FOR ADDITIONAL PCB LAYOUT
AND ROUTING RECOMMENDATIONS.
 10. CONNECTORS ARE SUPPLIED WITH A 2-56 UNC-2A SCREW.
 11. THESE DIMENSIONS REPRESENT THE AREA NEEDED TO ACCOMMODATE CONNECTOR
INSERTION AND REPAIR ON THE PC BOARD. THIS DOES NOT REPRESENT
THE ACTUAL PERIMETER OF THE CONNECTOR.

UPDATED VIEWS EC NO: UCP2014-2698 DRWNR: JZ1101 2013/04/04 CHKD: [blank] APPR: TEL0 2015/03/24	QUALITY SYMBOLS ∇=0 ∇=0 ∇=0	GENERAL TOLERANCES (UNLESS SPECIFIED)		DIMENSION STYLE MM ONLY		SCALE 4:1	DESIGN UNITS METRIC	THIRD ANGLE PROJECTION					
		4 PLACES ± --- ± ---	3 PLACES ± --- ± ---	2 PLACES ± 0.13 ± ---	1 PLACE ± 0.25 ± ---	0 PLACE ± --- ± ---	DRAWN BY JLAURX	DATE 2009/02/12	CHECKED BY JMENDOZA	DATE 2010/01/13	APPROVED BY JBLINGHAM	DATE 2010/01/14	TITLE IMPACT 4 PAIR HEADER ORTHOGONAL ASSEMBLY GUIDE LEFT SALES DWG
		ANGULAR ± 1/2°		DRAFT WHERE APPLICABLE MUST REMAIN WITHIN DIMENSIONS		SEE CHART		DOCUMENT NO. SD-76845-002		SHEET NO. 1 OF 3			
		THIS DRAWING CONTAINS INFORMATION THAT IS PROPRIETARY TO MOLEX INCORPORATED AND SHOULD NOT BE USED WITHOUT WRITTEN PERMISSION											

1b_frame_C_P_AM_T Rev. G 2012/01/11 12 11 10 9 8 7 6 5 4 3 2 1

MATERIAL NUMBER	# OF COLUMNS	# OF DIFF PAIR	MODULE TYPE	DIM A	DIM B	DIM C
76845-*60*	6	24	NO ENDWALL	18,9	10,00	10,40
76845-*60*	6	24	WITH ENDWALL	20,3	10,00	10,40
76845-*80*	8	32	NO ENDWALL	22,9	14,05	14,45
76845-*80*	8	32	WITH ENDWALL	24,3	14,05	14,45
76845-*10*	10	40	NO ENDWALL	27,0	18,10	18,50
76845-*10*	10	40	WITH ENDWALL	28,4	18,10	18,50



76845-* * 0*

MODULE & TAIL PLATING TYPE

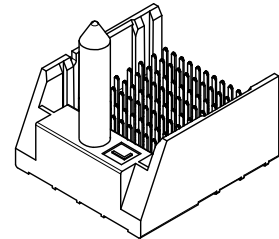
- 2 = GUIDE LEFT NO ENDWALL, TIN/LEAD
- 3 = GUIDE LEFT NO ENDWALL, TIN
- 6 = GUIDE LEFT ENDWALL, TIN/LEAD
- 7 = GUIDE LEFT ENDWALL, TIN

PIN LENGTH (P)

- 4 = 4,90 (0,46 PTH)
- 5 = 5,50 (0,46 PTH)
- 7 = 4,90 (0,39 PTH)
- 8 = 5,50 (0,39 PTH)

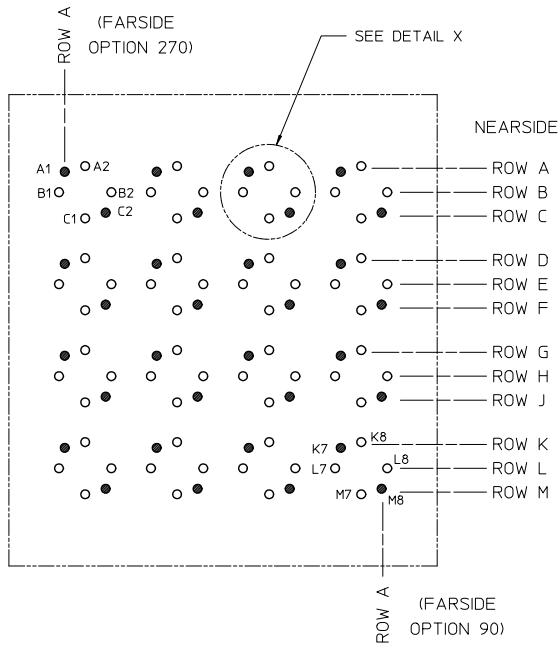
OF COLUMNS

- 6 = 6 COLUMNS
- 8 = 8 COLUMNS
- 1 = 10 COLUMNS

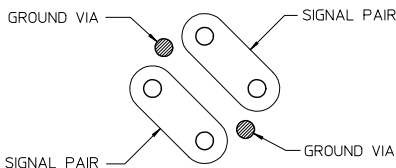


OPEN END OPTION

SEE SHEET 1 EC NO: UCP2014-2698 DRAWN BY: ZY101 2013/04/04 CHKD: TEL APPR: TEL 2015/03/24	QUALITY SYMBOLS	GENERAL TOLERANCES (UNLESS SPECIFIED)	DIMENSION STYLE	SCALE	DESIGN UNITS	THIRD ANGLE PROJECTION	
		mm INCH	MM ONLY	3:1	METRIC		
	4 PLACES ± --- ± --- 3 PLACES ± --- ± --- 2 PLACES ± 0.13 ± --- 1 PLACE ± 0.25 ± --- 0 PLACE ± --- ± ---	DRAWN BY: JLAURX DATE: 2009/02/12 CHECKED BY: JMENDOZA DATE: 2010/01/13 APPROVED BY: JBINGHAM DATE: 2010/01/14	TITLE: IMPACT 4 PAIR HEADER ORTHOGONAL ASSEMBLY GUIDE LEFT SALES DWG		molex		SHEET NO. 2 OF 3
	ANGULAR ± 1/2° DRAFT WHERE APPLICABLE MUST REMAIN WITHIN DIMENSIONS	MATERIAL NO. SEE CHART SIZE C	DOCUMENT NO. SD-76845-002	THIS DRAWING CONTAINS INFORMATION THAT IS PROPRIETARY TO MOLEX INCORPORATED AND SHOULD NOT BE USED WITHOUT WRITTEN PERMISSION			



MIDPLANE PCB LAYOUT



DETAIL X
SCALE 16:1

ORTHO PIN MAPPING							
OPTION 270 (NEARSIDE - FAR SIDE)							
(A1-A1)	A2-B1	(A3-D1)	A4-E1	(A5-G1)	A6-H1	(A7-K1)	A8-L1
B1-A2	B2-C1	B3-D2	B4-F1	B5-G2	B6-J1	B7-K2	B8-M1
C1-B2	(C2-C2)	C3-E2	(C4-F2)	C5-H2	(C6-J2)	C7-L2	(C8-M2)
(D1-A3)	D2-B3	(D3-D3)	D4-E3	(D5-G3)	D6-H3	(D7-K3)	D8-L3
E1-A4	E2-C3	E3-D4	E4-F3	E5-G4	E6-J3	E7-K4	E8-M3
F1-B4	(F2-C4)	F3-E4	(F4-F4)	F5-H4	(F6-J4)	F7-L4	(F8-M4)
(G1-A5)	G2-B5	(G3-D5)	G4-E5	(G5-G5)	G6-H5	(G7-K5)	G8-L5
H1-A6	H2-C5	H3-D6	H4-F5	H5-G6	H6-J5	H7-K6	H8-M5
J1-B6	(J2-C6)	J3-E6	(J4-F6)	J5-H6	(J6-J6)	J7-L6	(J8-M6)
(K1-A7)	K2-B7	(K3-D7)	K4-E7	(K5-G7)	K6-H7	(K7-K7)	K8-L7
L1-A8	L2-C7	L3-D8	L4-F7	L5-G8	L6-J7	L7-K8	L8-M7
M1-B8	(M2-C8)	M3-E8	(M4-F8)	M5-H8	(M6-J8)	M7-L8	(M8-M8)

ORTHO PIN MAPPING							
OPTION 90 (NEARSIDE - FAR SIDE)							
(A1-M8)	A2-L8	(A3-J8)	A4-H8	(A5-F8)	A6-E8	(A7-C8)	A8-B8
B1-M7	B2-K8	B3-J7	B4-G8	B5-F7	B6-D8	B7-C7	B8-A8
C1-L7	(C2-K7)	C3-H7	(C4-G7)	C5-E7	(C6-D7)	C7-B7	(C8-A7)
(D1-M6)	D2-L6	(D3-J6)	D4-H6	(D5-F6)	D6-E6	(D7-C6)	D8-B6
E1-M5	E2-K6	E3-J5	E4-G6	E5-F5	E6-D6	E7-C5	E8-A6
F1-L5	(F2-K5)	F3-H5	(F4-G5)	F5-E5	(F6-D5)	F7-B5	(F8-A5)
(G1-M4)	G2-L4	(G3-J4)	G4-H4	(G5-F4)	G6-E4	(G7-C4)	G8-B4
H1-M3	H2-K4	H3-J3	H4-G4	H5-F3	H6-D4	H7-C3	H8-A4
J1-L3	(J2-K3)	J3-H3	(J4-G3)	J5-E3	(J6-D3)	J7-B3	(J8-A3)
(K1-M2)	K2-L2	(K3-J2)	K4-H2	(K5-F2)	K6-E2	(K7-C2)	K8-B2
L1-M1	L2-K2	L3-J1	L4-G2	L5-F1	L6-D2	L7-C1	L8-A2
M1-L1	(M2-K1)	M3-H1	(M4-G1)	M5-E1	(M6-D1)	M7-B1	(M8-A1)

NOTE: PINOUTS SHOWN IN BALLOONS ARE GROUNDS.
PINOUTS SHOWN ARE FOR SQUARE (8 COLUMN) PATTERN ONLY.

SEE SHEET 1 EC NO: UCP2014-2698 DRAWN BY: JLAURX CHECKED BY: JMENDOZA APPROVED BY: JBINGHAM DATE: 2013/04/04 APPR: TELD 2015/03/24	QUALITY SYMBOLS ∇=0 ∇=0 ∇=0	GENERAL TOLERANCES (UNLESS SPECIFIED) mm INCH	DIMENSION STYLE MM ONLY	SCALE 8:1	DESIGN UNITS METRIC	THIRD ANGLE PROJECTION
		4 PLACES ± --- ± --- 3 PLACES ± --- ± --- 2 PLACES ± 0.13 ± --- 1 PLACE ± 0.25 ± --- 0 PLACE ± --- ± ---	DRAWN BY DATE JLAURX 2009/02/12 CHECKED BY DATE JMENDOZA 2010/01/13 APPROVED BY DATE JBINGHAM 2010/01/14	TITLE IMPACT 4 PAIR HEADER ORTHOGONAL ASSEMBLY GUIDE LEFT SALES DWG		
		ANGULAR ± 1/2° DRAFT WHERE APPLICABLE MUST REMAIN WITHIN DIMENSIONS	MATERIAL NO. SEE CHART	DOCUMENT NO. SD-76845-002		
		THIS DRAWING CONTAINS INFORMATION THAT IS PROPRIETARY TO MOLEX INCORPORATED AND SHOULD NOT BE USED WITHOUT WRITTEN PERMISSION				