

Excellent Integrated System Limited

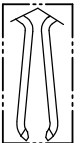
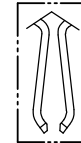
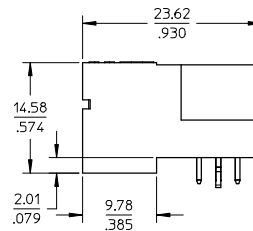
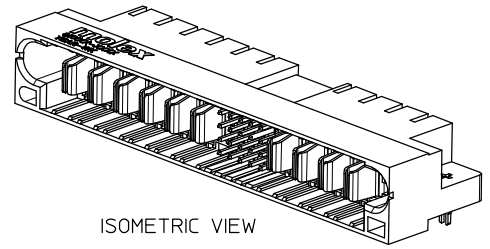
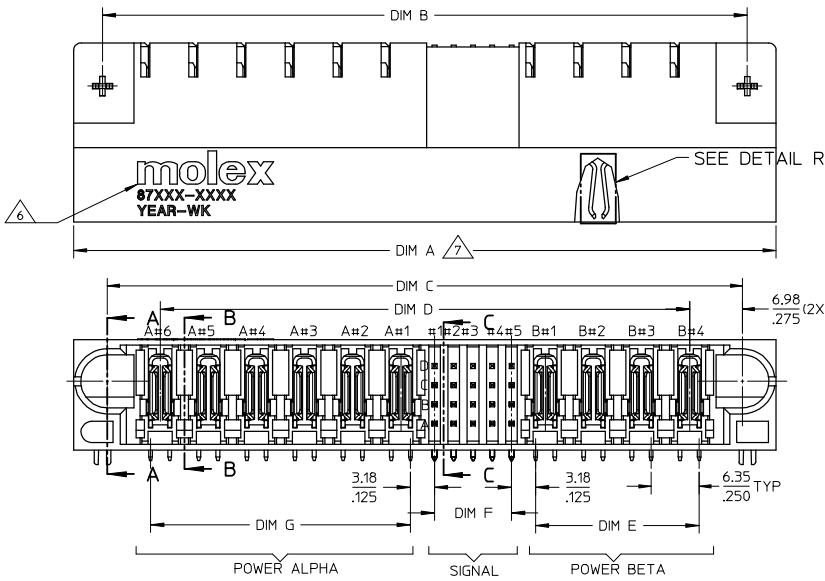
Stocking Distributor

Click to view price, real time Inventory, Delivery & Lifecycle Information:

[Molex Connector Corporation](#)
[0876312026](#)

For any questions, you can email us directly:
sales@integrated-circuit.com

10 9 8 7 6 5 4 3 2 1



DETAIL R
(SEE TABLE FOR BLADE OPTION)

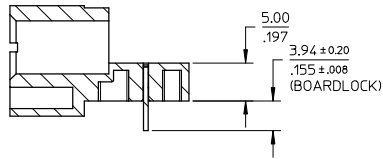
NOTES:

- MATERIALS: LCP GLASS FILLED, UL94V-0, COLOUR: BLACK
POWER PINS - COPPER ALLOY
SIGNAL PINS - COPPER ALLOY
- FINISHES: POWER & SIGNAL PINS:
SELECTIVE GOLD IN CONTACT AREA.
THICKNESS= 0.76 MICROMETER/ 30 MICROINCH MINIMUM
SELECTIVE TIN THE PC TAIL AREA
THICKNESS= 2.54 MICROMETER/100 MICROINCH MINIMUM
1.27um NICKEL OVERALL.
- PRODUCT SPECIFICATION: PS-87631-006.
- SEE SHEET 2 FOR RECOMMENDED PCB LAYOUT AND THICKNESS.
- COMPONENT STAY AWAY ZONE FROM CONNECTOR.
- MANUFACTURER LOGO, PART NUMBER AND YEAR-WEEK CODE.
- 6P ALPHA-20 SIGNAL-4P BETA CONFIGURATION IS SHOWN FOR ILLUSTRATION. P-S-P CONFIGURATION IS AVAILABLE UP TO 203mm/8 INCHES. PLEASE CONTACT MOLEX SALES PERSONNEL FOR OTHER CONFIGURATION AND OPTION NEEDED.

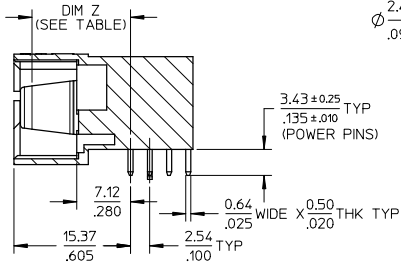
PDR#S-001800-00-00 EC NO: S2008-1060 DRAWN/ISS: 2008/06/13 CHKD:SKANG 2008/06/13 APPR:HLONG 2008/06/13	QUALITY SYMBOLS ▽=0 ▽=0	GENERAL TOLERANCES (UNLESS SPECIFIED)		DIMENSION STYLE MM/IN		SCALE NTS	DESIGN UNITS METRIC	THIRD ANGLE PROJECTION	
		4 PLACES ± --- ± ---	3 PLACES ± --- ± .010	2 PLACES ± 0.25 ± ---	1 PLACE ± --- ± ---	ANGULAR ± 3°	DRAWN BY BHLW DATE 2002/09/24	CHECKED BY KCLING DATE 2002/09/30	APPROVED BY SKTOH DATE 2002/10/03
D6	DESCRIPTION	DRAFT WHERE APPLICABLE MUST REMAIN WITHIN DIMENSIONS		MATERIAL NO. SEE TABLE		DOCUMENT NO. SD-87631-014		SHEET NO. 1 OF 3	

10 9 8 7 6 5 4 3 2 1

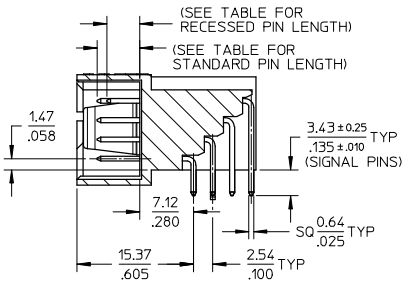
10 9 8 7 6 5 4 3 2 1



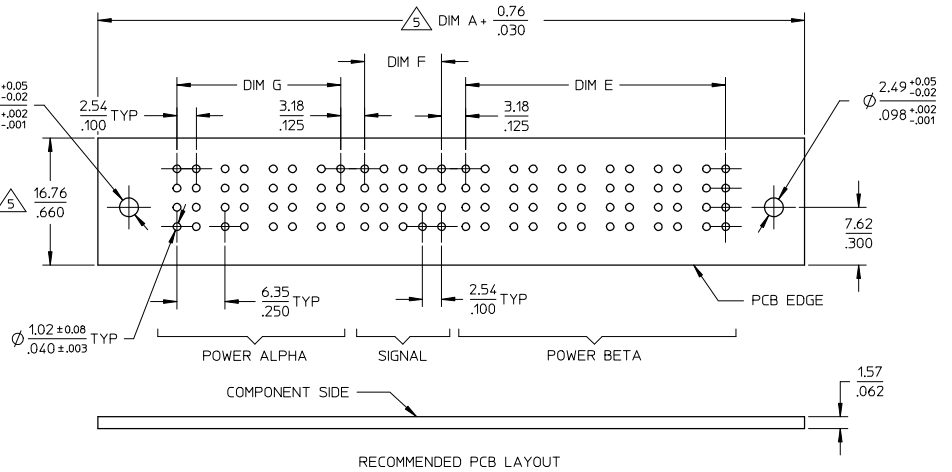
SECTION A-A



SECTION B-B



SECTION C-C



RECOMMENDED PCB LAYOUT

PDR#S-001800-00-00 EC NO: S2008-1060 DRAWN/ISS: 2008/06/13 CHKD:SKANG APPR:HLONG 2008/06/13	QUALITY SYMBOLS	GENERAL TOLERANCES (UNLESS SPECIFIED)		DIMENSION STYLE MM/IN		SCALE NTS	DESIGN UNITS METRIC	THIRD ANGLE PROJECTION
	▽=0	4 PLACES ± --- ± ---	mm	INCH	DRAWN BY	DATE	TITLE	
	▽=0	3 PLACES ± --- ± .010			BHLOW	2002/09/24	POWER CONNECTOR HEADER	
		2 PLACES ± 0.25 ± ---			CHECKED BY	DATE	P(A)-S-P(B) CONFIG.	
		1 PLACE ± --- ± ---			KCLING	2002/09/30	R/A, T/H, BOARD-LOCK	
		ANGULAR ± 3 °			APPROVED BY	DATE	MOLEX INCORPORATED	
					SKTOH	2002/10/03	MOLEX INCORPORATED	
					MATERIAL NO.		DOCUMENT NO.	SHEET NO.
					SEE TABLE		SD-87631-014	2 OF 3
					SIZE	THIS DRAWING CONTAINS INFORMATION THAT IS PROPRIETARY TO MOLEX INCORPORATED AND SHOULD NOT BE USED WITHOUT WRITTEN PERMISSION		
					A3			

9 8 7 6 5 4 3 2 1



Distributor of Molex Connector Corporation: Excellent Integrated System Limited

Datasheet of 0876312026 - PWR HDR RA THOLE W/BRDLK 0 32CKT

Contact us: sales@integrated-circuit.com Website: www.integrated-circuit.com

PART NUMBER	P-S-P CONFIGURATION				DIM A	DIM B	DIM C	DIM D	DIM E	DIM F	DIM G	POWER TYPE	BLADE OPTIONS DIM Z±0.13/.005	STANDARD SIGNAL PIN LENGTH	RECESSED SIGNAL PIN		VOID SIGNAL LOCATION	PACKAGING
	POWER ALPHA	SIGNAL	POWER BETA	LENGTH											LOCATION			
87631-2001	2	48	2	72.38 2.850	64.77 2.550	63.49 2.500	49.53 1.950	8.89 .350	27.94 1.100	8.89 .350	SHORT CONTACT	13.32/.524	5.59/.220	4.32/.170	A1,A12,D1,D12	NIL	TRAY	
87631-2002	7	32	6	119.38 4.700	111.76 4.400	110.48 4.350	96.52 3.800	34.29 1.350	17.78 .700	40.64 1.600	SHORT CONTACT	13.32/.524	5.59/.220	4.32/.170	A3,B6,C3,D5	NIL		
87631-2003	7	32	6	119.38 4.700	111.76 4.400	110.48 4.350	96.52 3.800	34.29 1.350	17.78 .700	40.64 1.600	LONG CONTACT	14.12/.556	6.86/.270	5.59/.220	A3,B6,C3,D5	NIL		
87631-2004	5	32	5	100.33 3.950	92.71 3.650	91.44 3.050	77.47 3.050	27.94 1.100	17.78 .700	27.94 1.100	LONG CONTACT	14.12/.556	6.45/.254	NIL	NIL	NIL		
87631-2005	2	24	2	57.15 2.250	49.53 1.950	48.26 1.900	34.29 1.350	8.89 .350	12.70 .500	8.89 .350	LONG CONTACT	14.12/.556	6.86/.270	5.59/.220	B3,D3	A6,B6,C5,D5		
87631-2006	4	28	4	85.09 3.350	77.47 3.050	76.20 3.000	62.23 2.450	21.59 .850	15.24 .600	21.59 .850	LONG CONTACT	14.12/.556	6.86/.270	5.59/.220	A1	NIL		
87631-2010	1	16	1	39.37 1.550	31.75 1.250	30.48 1.200	16.51 .650	2.54 .100	7.62 .300	2.54 .100	LONG CONTACT	14.12/.556	6.86/.270	5.59/.220	B1	NIL		
87631-2013	4	40	4	92.71 3.650	85.09 3.350	83.82 3.300	69.85 2.750	21.59 .850	22.86 .900	21.59 .850	LONG CONTACT	14.12/.556	6.86/.270	5.59/.220	A1,A10	NIL		
87631-2014	4	16	2	64.77 2.550	57.15 2.250	55.88 2.200	41.91 1.650	8.89 .350	7.62 .300	21.59 .850	LONG CONTACT	14.12/.556	6.86/.270	5.59/.220	A1,A2,A4,B1,B3,C2,C4,D1,D2,D3,D4	NIL		
87631-2019	2	24	2	57.15 2.250	49.53 1.950	48.26 1.900	34.29 1.350	8.89 .350	12.70 .500	8.89 .350	LONG CONTACT	14.12/.556	6.86/.270	5.59/.220	A6,B6,C6,D6	NIL		
87631-2020	2	16	2	52.08 2.050	44.45 1.750	43.19 1.700	29.22 1.150	8.89 .350	7.62 .300	8.89 .350	LONG CONTACT	14.12/.556	6.86/.270	5.59/.220	NIL	NIL		
87631-2021	4	24	2	69.84 2.750	62.23 2.450	60.95 2.400	46.99 1.850	8.89 .350	12.70 .500	21.59 .850	LONG CONTACT	14.12/.556	6.86/.270	5.59/.220	C1	NIL		
87631-2022	6	24	6	107.95 4.250	100.33 3.950	99.06 3.900	85.09 3.350	34.29 1.350	12.70 .500	34.29 1.350	LONG CONTACT	14.12/.556	6.86/.270	5.59/.220	B4	NIL		
87631-2023	3	24	3	69.85 2.750	62.23 2.450	60.96 2.400	46.99 1.850	15.24 0.600	12.70 .500	15.24 0.600	LONG CONTACT	14.12/.556	6.86/.270	5.59/.220	B3,D6	NIL		
87631-2025	6	60	6	130.81 5.150	123.19 4.850	121.92 4.800	107.95 4.250	34.29 1.350	35.56 1.400	34.29 1.350	LONG CONTACT	14.12/.556	6.86/.270	NIL	NIL	NIL		
87631-2026	4	24	4	82.55 3.250	74.93 2.950	73.66 2.900	59.69 2.350	21.59 .850	12.70 .500	21.59 .850	LONG CONTACT	14.12/.556	6.86/.270	NIL	NIL	NIL		
87631-2028	3	24	3	69.85 2.750	62.23 2.450	60.96 2.400	46.99 1.850	15.24 0.600	12.70 .500	15.24 0.600	LONG CONTACT	14.12/.556	6.86/.270	5.59/.220	D2	NIL		
87631-2030	2	24	2	57.15 2.250	49.53 1.950	48.26 1.900	34.29 1.350	8.89 .350	12.70 .500	8.89 .350	LONG CONTACT	14.12/.556	6.86/.270	5.59/.220	C6	NIL		
87631-2032	4	16	2	64.77 2.550	57.15 2.250	55.88 2.200	41.91 1.650	8.89 .350	7.62 .300	21.59 .850	LONG CONTACT	14.12/.556	6.86/.270	5.59/.220	A1,A2,A3,A4,B2,B4,C1,C3,D1,D2,D4	NIL		

PDR#S-001800-00-00 EC NO. S2008-1060 DRAWN/ATSE 2008/06/13 CHKD:SKANG 2008/06/13 APPR:HLONG 2008/06/13 DESCRIPTION D6	QUALITY SYMBOLS	GENERAL TOLERANCES (UNLESS SPECIFIED)	DIMENSION STYLE MM/IN	SCALE NTS	DESIGN UNITS METRIC	THIRD ANGLE PROJECTION	
	$\nabla=0$ $\nabla=0$	4 PLACES ± --- ± --- 3 PLACES ± --- ± .010 2 PLACES ± 0.25 ± --- 1 PLACE ± --- ± --- ANGULAR ± 3°	mm INCH DRAWN BY DATE BHLW 2002/09/24 CHECKED BY DATE KCLING 2002/09/30 APPROVED BY DATE SKTOH 2002/10/03	TITLE	POWER CONNECTOR HEADER P(A)-S-P(B) CONFIG. R/A, T/H, BOARD-LOCK	Molex	MOLEX INCORPORATED
	DRAFT WHERE APPLICABLE MUST REMAIN WITHIN DIMENSIONS	SEE TABLE	MATERIAL NO.	DOCUMENT NO.	SD-87631-014	SHEET NO.	3 OF 3
		SIZE A	THIS DRAWING CONTAINS INFORMATION THAT IS PROPRIETARY TO MOLEX INCORPORATED AND SHOULD NOT BE USED WITHOUT WRITTEN PERMISSION				