

Excellent Integrated System Limited

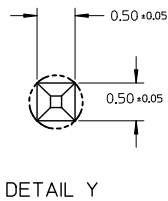
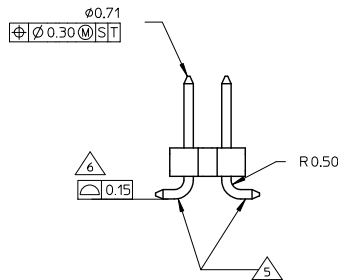
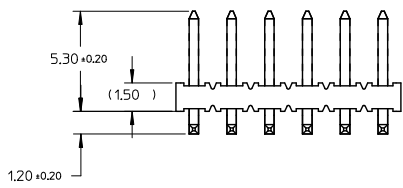
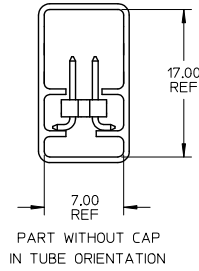
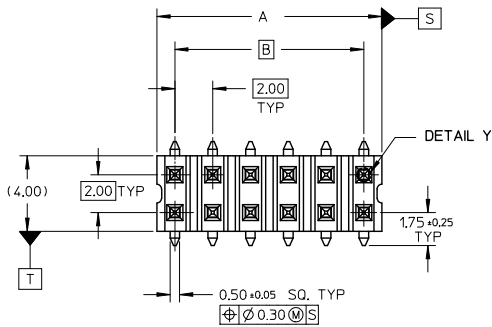
Stocking Distributor

Click to view price, real time Inventory, Delivery & Lifecycle Information:

[Molex Connector Corporation](#)
[0877592275](#)

For any questions, you can email us directly:
sales@integrated-circuit.com

10 9 8 7 6 5 4 3 2 1



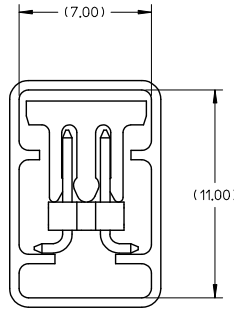
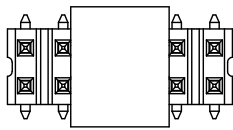
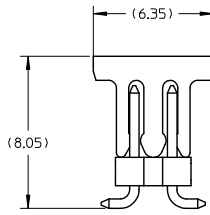
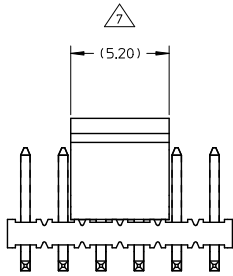
NOTE:

1. MATERIAL:
HSG & CAP - NYLON
UL 94V-0, COLOUR BLACK
PIN - 0.50 SQ PHOSPHOR BRONZE
2. PLATING:
0.76µm MIN GOLD PLATE AT CONTACT AREA.
TIN PLATE AT SOLDER AREA.
BOTH OVER NICKEL UNDERPLATE
3. PIN PUSHOUT FORCE: 1KG MIN IN EITHER DIRECTION
4. PRODUCT SPEC PS-87761-100 APPLIES.
5. BEND DEPRESSION IS ACCEPTABLE SO LONG AS IT DOES NOT AFFECT THE OVERALL COPLANARITY OF TAIL.
6. COPLANARITY IS TO BE MEASURED BY RESTING THE SOLDER TAIL ON A FLAT SURFACE.
7. CAP TO BE LOCATED AS CENTRAL OF PART AS POSSIBLE TOP SURFACE OF CAP TO BE FLAT FOR THE PURPOSE OF PICK & PLACE BY VACUUM SUCTION NOZZLE.
8. FOR ILLUSTRATION PURPOSES, 12CKT IS SHOWN.
9. CKT 4 & 6 IS CUT FROM CKT 8 & 12 RESPECTIVELY ROUGH EDGES ARE EXPECTED ALONG THE CUTTING EDGES.
10. PART TO BE PACKED IN TRAY 10 ONLY.
11. TUBE LENGTH IS 560MM REF STANDARD.

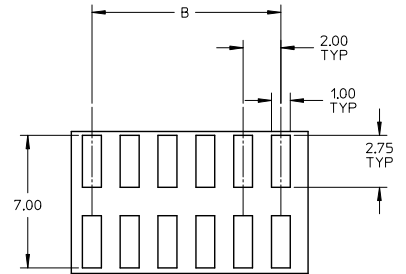
| | | | | | | | | |
|---|--------------------------------------|--|--|--|--|---|---------------------------|------------------------------|
| SEE SHEET 4 EC NO: S2016-1073 DRAWN BY: 2016/05/19 CHKD: SCHEONG 2016/06/03 APPR: KILLIM 2016/06/06 | QUALITY SYMBOLS √=0 ∇=0 ∇=0 | GENERAL TOLERANCES (UNLESS SPECIFIED) | | DIMENSION STYLE MM ONLY | | SCALE NTS | DESIGN UNITS METRIC | THIRD ANGLE PROJECTION |
| | | 4 PLACES ± --- ± --- 3 PLACES ± --- ± --- 2 PLACES ± 0.20 ± --- 1 PLACE ± --- ± --- 0 PLACE ± ± | mm INCH ± --- ± --- ± 0.20 ± --- ± --- ± --- ± ± | DRAWN BY: KSEE CHECKED BY: KCLING APPROVED BY: SKTOH DATE: 2003/12/17 DATE: 2004/01/12 DATE: 2004/01/12 | DATE: 2003/12/17 DATE: 2004/01/12 DATE: 2004/01/12 | TITLE MGRID, 2MM DUAL ROW HEADER, SMT | MATERIAL NO. SEE TABLE | DOCUMENT NO. SD-87759-118 |
| DRAFT WHERE APPLICABLE MUST REMAIN WITHIN DIMENSIONS | | THIS DRAWING CONTAINS INFORMATION THAT IS PROPRIETARY TO MOLEX INCORPORATED AND SHOULD NOT BE USED WITHOUT WRITTEN PERMISSION | | | | | | |

9 8 7 6 5 4 3 2 1

10 9 8 7 6 5 4 3 2 1



PART WITH CAP IN
TUBE ORIENTATION



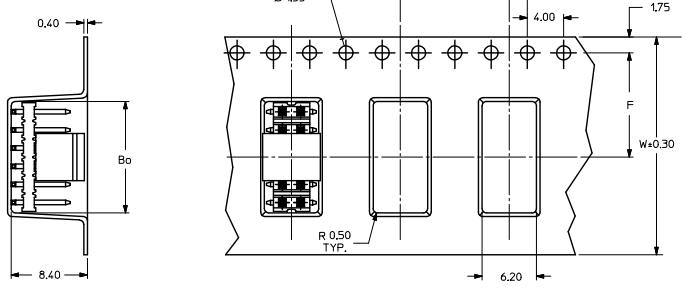
RECOMMENDED SOLDER PAD LAYOUT

| | | | | | | | | | | |
|---|--|--|---|--|----------------------------|----------------------|--------------------|---|------------------------------|---------------------|
| SEE SHEET 4 EC NO: S2016-1073 DRAWN: MEMBRY CHKD: SCHEONG APPR: KHLIN | 2016/05/19 2016/06/03 2016/06/06 | QUALITY SYMBOLS | GENERAL TOLERANCES (UNLESS SPECIFIED) | | DIMENSION STYLE MM ONLY | | SCALE NTS | DESIGN UNITS METRIC | THIRD ANGLE PROJECTION | |
| | | $\nabla=0$ $\nabla=0$ $\nabla=0$ | 4 PLACES ± --- ± --- 3 PLACES ± --- ± --- 2 PLACES ± 0.20 ± --- 1 PLACE ± --- ± --- 0 PLACE ± --- ± --- | mm | INCH | DRAWN BY KSEE | DATE 2003/12/17 | TITLE MGRID, 2MM DUAL ROW HEADER, SMT | | |
| | | | ANGULAR ± 3° | DRAFT WHERE APPLICABLE MUST REMAIN WITHIN DIMENSIONS | | CHECKED BY KCLING | DATE 2004/01/12 | | | |
| | | REV B2 | DESCRIPTION | | | APPROVED BY SKTOH | DATE 2004/01/12 | MATERIAL NO. SEE TABLE | DOCUMENT NO. SD-87759-118 | SHEET NO. 2 OF 4 |

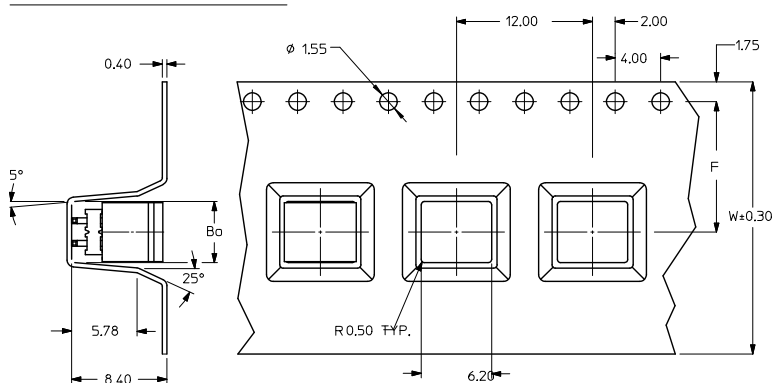
9 8 7 6 5 4 3 2 1

10 9 8 7 6 5 4 3 2 1

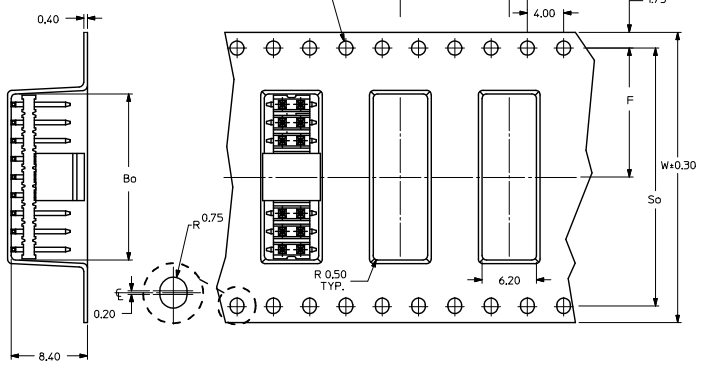
EMBOSSED CARRIER TAPE TYPE "A"



EMBOSSED CARRIER TAPE TYPE "C"



EMBOSSED CARRIER TAPE TYPE "B"



THIS TYPE OF CARRIER IS FOR CKT SIZE 8 AND BELOW.

| | | | | | | |
|--|--|--|---|---------------------------------|--------------|------------------------|
| SEE SHEET 4 EC NO: S2016-1073 DRAWN BY: CHYK-SHEUNG CHECKED BY: SKTOH APPR: KILLIN | QUALITY SYMBOLS | GENERAL TOLERANCES (UNLESS SPECIFIED) | DIMENSION STYLE | SCALE | DESIGN UNITS | THIRD ANGLE PROJECTION |
| | $\nabla=0$ $\nabla=0$ $\nabla=0$ | mm INCH 4 PLACES ± --- ± --- 3 PLACES ± --- ± --- 2 PLACES ± 0.20 ± --- 1 PLACE ± --- ± --- 0 PLACE ± ± | MM ONLY | NTS | METRIC | |
| | DESCRIPTION | ANGULAR ± 3 ° | DRAWN BY DATE | TITLE | | |
| | REV | DRAFT WHERE APPLICABLE MUST REMAIN WITHIN DIMENSIONS | KSEE 2003/12/17 CHECKED BY DATE KCLING 2004/01/12 APPROVED BY DATE SKTOH 2004/01/12 | MGRID, 2MM DUAL ROW HEADER, SMT | | |
| | | SEE TABLE | MATERIAL NO. | DOCUMENT NO. | SHEET NO. | |
| | | | | SD-87759-118 | 3 OF 4 | |

9 8 7 6 5 4 3 2 1



Distributor of Molex Connector Corporation: Excellent Integrated System Limited

Datasheet of 0877592275 - MGRID DR HDR SMT W/CAP 22CKT

Contact us: sales@integrated-circuit.com Website: www.integrated-circuit.com

| | 10 | 9 | 8 | 7 | 6 | 5 | 4 | 3 | 2 | 1 | |
|---|---------------------------------|------------------------------|---------------------------------------|----------|------------|-------|-------|-------|-------|-------|---------------|
| F | PART NUMBER WITHOUT CAP IN TUBE | PART NUMBER WITH CAP IN TUBE | PART NUMBER WITH CAP IN TAPE AND REEL | CKT SIZE | A | B | Bo | F | So | W | EMBOSSED TYPE |
| | 87759-0415 | 87759-0465 | 87759-0475 | 4 | 3.90±0.38 | 2.00 | 5.40 | 11.50 | - | 24.00 | C |
| | 87759-0615 | 87759-0665 | 87759-0675 | 6 | 5.90±0.38 | 4.00 | 7.20 | 11.50 | - | 24.00 | C |
| | 87759-0815 | 87759-0865 | 87759-0875 | 8 | 7.90±0.20 | 6.00 | 8.20 | 11.50 | - | 24.00 | C |
| | 87759-1015 | 87759-1065 | 87759-1075 | 10 | 9.90±0.20 | 8.00 | 10.20 | 11.50 | - | 24.00 | A |
| | 87759-1215 | 87759-1265 | 87759-1275 | 12 | 11.90±0.20 | 10.00 | 12.20 | 11.50 | - | 24.00 | A |
| E | 87759-1415 | 87759-1465 | 87759-1475 | 14 | 13.90±0.20 | 12.00 | 14.20 | 11.50 | - | 24.00 | A |
| | 87759-1615 | 87759-1665 | 87759-1675 | 16 | 15.90±0.20 | 14.00 | 16.20 | 14.20 | 28.40 | 32.00 | B |
| | 87759-1815 | 87759-1865 | 87759-1875 | 18 | 17.90±0.20 | 16.00 | 18.20 | 14.20 | 28.40 | 32.00 | B |
| | 87759-2015 | 87759-2065 | 87759-2075 | 20 | 19.90±0.20 | 18.00 | 20.20 | 14.20 | 28.40 | 32.00 | B |
| | 87759-2215 | 87759-2265 | 87759-2275 | 22 | 21.90±0.20 | 20.00 | 22.20 | 20.20 | 40.40 | 44.00 | B |
| | 87759-2415 | 87759-2465 | 87759-2475 | 24 | 23.90±0.20 | 22.00 | 24.20 | 20.20 | 40.40 | 44.00 | B |
| D | 87759-2615 | 87759-2665 | 87759-2675 | 26 | 25.90±0.20 | 24.00 | 26.20 | 20.20 | 40.40 | 44.00 | B |
| | 87759-2815 | 87759-2865 | 87759-2875 | 28 | 27.90±0.20 | 26.00 | 28.20 | 20.20 | 40.40 | 44.00 | B |
| | 87759-3015 | 87759-3065 | 87759-3075 | 30 | 29.90±0.20 | 28.00 | 30.20 | 20.20 | 40.40 | 44.00 | B |
| | 87759-3215 | 87759-3265 | 87759-3275 | 32 | 31.90±0.20 | 30.00 | 32.20 | 20.20 | 40.40 | 44.00 | B |
| | 87759-3415 | 87759-3465 | 87759-3475 | 34 | 33.90±0.20 | 32.00 | 34.20 | 26.20 | 52.40 | 56.00 | B |
| | 87759-3615 | 87759-3665 | 87759-3675 | 36 | 35.90±0.20 | 34.00 | 36.20 | 26.20 | 52.40 | 56.00 | B |
| | 87759-3815 | 87759-3865 | 87759-3875 | 38 | 37.90±0.20 | 36.00 | 38.20 | 26.20 | 52.40 | 56.00 | B |
| C | 87759-4015 | 87759-4065 | 87759-4075 | 40 | 39.90±0.20 | 38.00 | 40.20 | 26.20 | 52.40 | 56.00 | B |
| | 87759-4215 | 87759-4265 | 87759-4275 | 42 | 41.90±0.20 | 40.00 | 42.20 | 26.20 | 52.40 | 56.00 | B |
| | 87759-4415 | 87759-4465 | 87759-4475 | 44 | 43.90±0.20 | 42.00 | 44.20 | 26.20 | 52.40 | 56.00 | B |
| | 87759-4615 | 87759-4665 | 87759-4675 | 46 | 45.90±0.20 | 44.00 | 46.20 | 26.20 | 52.40 | 56.00 | B |
| | 87759-4815 | 87759-4865 | 87759-4875 | 48 | 47.90±0.20 | 46.00 | 48.20 | 26.20 | 52.40 | 56.00 | B |
| B | 87759-5015 | 87759-5065 | 87759-5075 | 50 | 49.90±0.20 | 48.00 | 50.20 | 34.20 | 68.40 | 72.00 | B |

| | | | | | | |
|---|--|---------------------------------------|---|---------------------------------|--------------|------------------------|
| ADD DIM A FOR FILE NO: S2016-1073 DRAWN BY: MARY 2016/05/19 CHKD: SCHEONG 2016/06/03 APPR: KHLIN 2016/06/06 | QUALITY SYMBOLS | GENERAL TOLERANCES (UNLESS SPECIFIED) | DIMENSION STYLE | SCALE | DESIGN UNITS | THIRD ANGLE PROJECTION |
| | =0 | mm INCH | MM ONLY | NTS | METRIC | |
| | =0 | 4 PLACES ± --- ± --- | DRAWN BY DATE | TITLE | | |
| | =0 | 3 PLACES ± --- ± --- | KSEE 2003/12/17 | MGRID, 2MM DUAL ROW HEADER, SMT | | |
| | 2 PLACES ± 0.20 ± --- | CHECKED BY DATE | | | | |
| | 1 PLACE ± --- ± --- | KCLING 2004/01/12 | | | | |
| | 0 PLACE ± ± | APPROVED BY DATE | DOCUMENT NO. | | | |
| | ANGULAR ± 3 ° | SKTOH 2004/01/12 | SD-87759-118 | | | |
| | DRAFT WHERE APPLICABLE MUST REMAIN WITHIN DIMENSIONS | MATERIAL NO. | SHEET NO. | | | |
| | | SEE TABLE | 4 OF 4 | | | |
| | | SIZE A3 | THIS DRAWING CONTAINS INFORMATION THAT IS PROPRIETARY TO MOLEX INCORPORATED AND SHOULD NOT BE USED WITHOUT WRITTEN PERMISSION | | | |

fb_frame_A3_P_AM_T
Rev. G 2012/01/11