

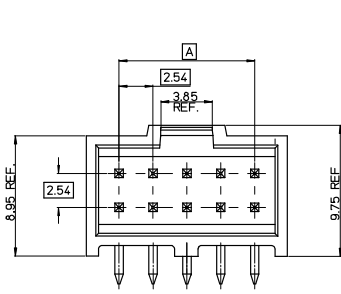
Excellent Integrated System Limited

Stocking Distributor

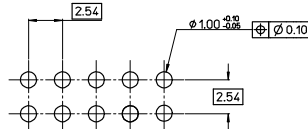
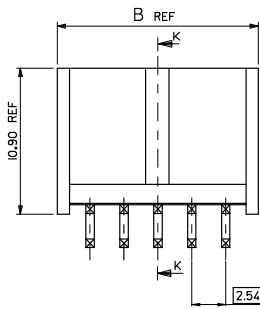
Click to view price, real time Inventory, Delivery & Lifecycle Information:

[Molex Connector Corporation](#)
[0918143140](#)

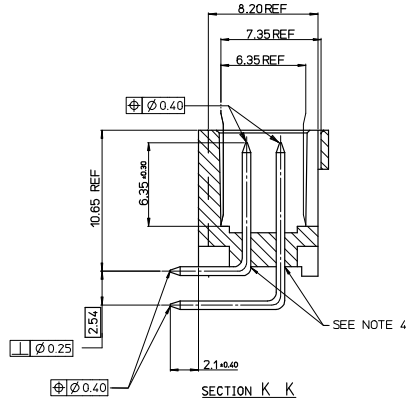
For any questions, you can email us directly:
sales@integrated-circuit.com



VERSION FULLY LOADED



RECOMENDEC P.C. BOARD HOLE PATTERN



SECTION K K

HSG CKT SIZE	PART NUMBER	DIM A	DIM B
6	91814-3106	5.08	9.96
8	91814-3108	7.62	12.50
10	91814-3110	10.16	15.04
12	91814-3112	12.70	17.58
14	91814-3114	15.24	20.12
16	91814-3116	17.78	22.66
18	91814-3118	20.32	25.20
20	91814-3120	22.86	27.74
22	91814-3122	25.40	30.28
24	91814-3124	27.94	32.82
26	91814-3126	30.48	35.36
28	91814-3128	33.02	37.90
30	91814-3130	35.56	40.44
32	91814-3132	38.10	42.98
34	91814-3134	40.64	45.52
36	91814-3136	43.18	48.06
38	91814-3138	45.72	50.60
40	91814-3140	48.26	53.14
42	91814-3142	50.80	55.68
44	91814-3144	53.34	58.22
46	91814-3146	55.88	60.76
48	91814-3148	58.42	63.30
50	91814-3150	60.96	65.84

NOTES:

- MATERIAL: PIN: 0.647 REF SQ. BRASS WIRE. HOUSING: (PCT) 30% GLASS FILLED POLYESTER UL 94 V-0 COLOUR: BLACK
- PLATING: TIN 3.0µm MIN. OVER NICKEL.
- PIN RETENTION FORCE 20N MIN. IN BOTH DIRECTIONS.
- HOUSING FLASH PERMISSIBLE IN THIS AREA.
- PRODUCT SPECIFICATION: PS-99020-0001
- PCB THICKNESS 1.6MM

MODIFIED BY: [blank] DATE: [blank] DRAWN BY: [blank] DATE: [blank] CHECKED BY: [blank] DATE: [blank] APPROVED BY: [blank] DATE: [blank]	QUALITY SYMBOLS	GENERAL TOLERANCES (UNLESS SPECIFIED) 4 PLACES ± --- ± --- 3 PLACES ± --- ± --- 2 PLACES ± 0.15 ± --- 1 PLACE ± 0.25 ± --- ANGULAR ± .5 °	DIMENSION STYLE	SCALE	DESIGN UNITS	THIRD ANGLE PROJECTION
	▼=0 ▽=0		MM ONLY	5:1	METRIC	
	DRAWN BY: DWASZKIEWICZ DATE: 2006/06/15 CHECKED BY: J DENNEHY DATE: 2006/09/29 APPROVED BY: J DENNEHY DATE: 2006/09/29		TITLE	C-GRID III DUAL ROW R/A PIN SHROUDED HEADER ROHS COMPATIBLE		
	MATERIAL NO. SEE CHART DOCUMENT NO. SD-91814-001 SHEET NO. 1 OF 1		MOLEX INCORPORATED			