

## Excellent Integrated System Limited

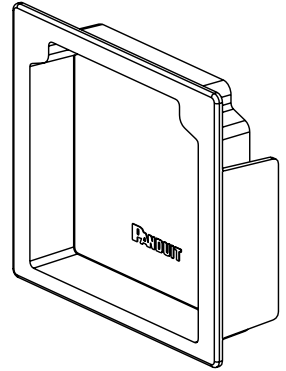
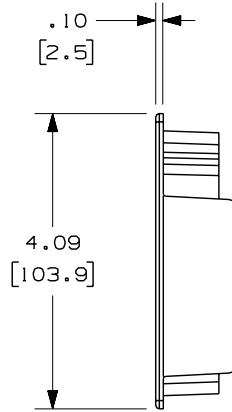
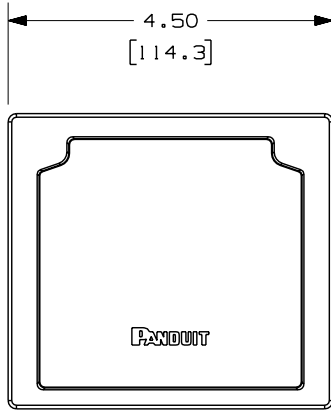
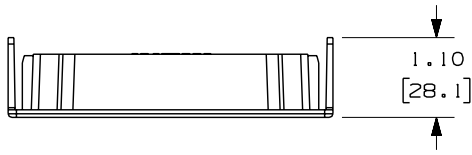
Stocking Distributor

Click to view price, real time Inventory, Delivery & Lifecycle Information:

[Panduit](#)  
[FHDEC4X4BL](#)

For any questions, you can email us directly:  
[sales@integrated-circuit.com](mailto:sales@integrated-circuit.com)

THIS COPY IS PROVIDED ON A RESTRICTED BASIS AND IS NOT TO BE USED IN ANY WAY DETRIMENTAL TO THE INTERESTS OF PANDUIT CORP.



|                     |                            |
|---------------------|----------------------------|
| PANDUIT PART NUMBER | WEIGHT                     |
| FHDEC4X4            | 0.14 LB/EACH<br>(63g/EACH) |



**NOTES:**

1. SEE CURRENT CATALOG FOR ADDITIONAL PART SUFFIXES TO INDICATE COLOR AND/OR PACKAGE QUANTITY.
2. DIMENSIONS IN PARENTHESES ARE IN METRIC.

ENG. REF.: D38813BG\_DC\_FHDEC4X4\_01.prt

|  |         |   |          |
|--|---------|---|----------|
| CAD FILENAME/LAYERS  |         | FHDEC4X4.pdf  |          |
| <p><b>PANDUIT</b> CORP<br/>TINLEY PARK, ILLINOIS</p> <p>PANDUCT TYPES H AND HS 4x4<br/>WIRING DUCT END CAP (FHDEC4X4)<br/>CUSTOMER DRAWING</p> |         | UNLESS OTHERWISE SPECIFIED, DIMENSIONAL TOLERANCES ARE: |          |
|  |         | <p>(.X) ± (XXX) ±<br/>(.XX) ± .03 (.8) ANGLES ±</p>     |          |
| UNLESS OTHERWISE SPECIFIED, ALL DIMENSIONS ARE GIVEN IN INCHES, THIRD ANGLE PROJECTION.  |         | SCALE NONE  |          |
| DRWN BY  | MAT'L:  | ABS   |          |
| DATE   | 6-28-05 | DRAWING NO.   | 38813-02 |
| CHK'D  | SMF     | DWG SIZE  | A        |

| REV | DATE    | BY  | CHK | DESCRIPTION            | ECN      | R  | CUST | SUP | GMBH |
|-----|---------|-----|-----|------------------------|----------|----|------|-----|------|
| I   | 6-21-06 | DTP | RN  | A. REVISED PART WEIGHT | 38813-02 | RN | RN   |     |      |
| R   | 6-28-05 | MSO | SMF | RELEASED TO PRODUCTION | 38813-02 | RN | RN   |     |      |