

## Excellent Integrated System Limited

Stocking Distributor

Click to view price, real time Inventory, Delivery & Lifecycle Information:






[TDK Corporation](#)

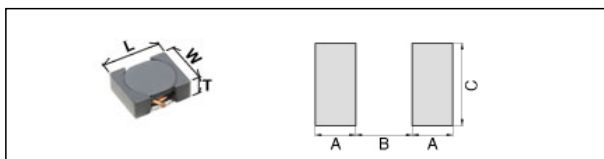
[VLF504012MT-150M-CA](#)

For any questions, you can email us directly:

[sales@integrated-circuit.com](mailto:sales@integrated-circuit.com)

# VLF504012MT-150M-CA

Applications		Automotive Grade
Feature		Wire Wound
		Magnetic Shield
		Ferrite Core
		AEC-Q200
Series	VLF-M Series / VLF504012MT-CA Type	
Status	PROD	



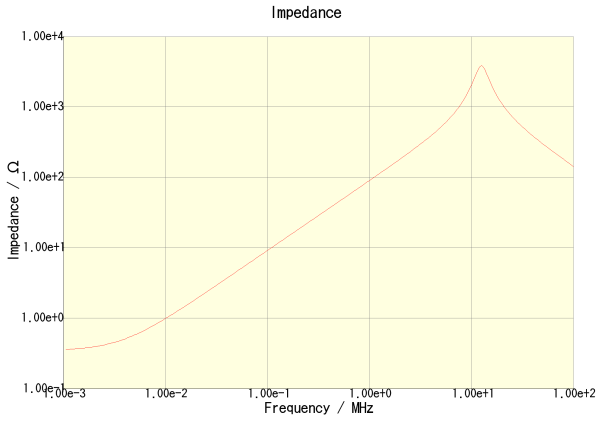
Size	
Length(L)	5.00mm +/-0.30mm
Width(W)	4.00mm +/-0.30mm
Thickness(T)	1.20mm Max.
Recommended Land Pattern (A)	1.30mm Nom.
Recommended Land Pattern (B)	1.60mm Nom.
Recommended Land Pattern (C)	2.20mm Nom.

Electrical Characteristics	
Inductance	15uH +/-20% at 1MHz
Rated Current (L Change) [Typ.]	1.12A (30% Down)
Rated Current (L Change) [Max.]	1.01A (30% Down)
Rated Current (Temperature Rise) [Typ.]	1.08A (40degC Rise)
DC Resistance [Nom.]	270mΩ
DC Resistance [Max.]	320mΩ

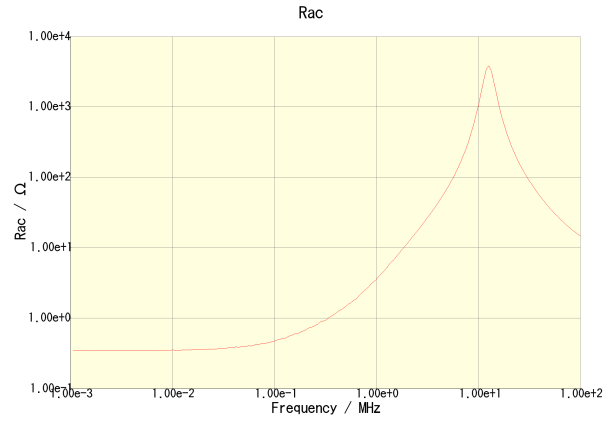
Other	
Operating Temp. Range (Including Self-Temp. Rise)	-40 to 105degC
Soldering Method	Reflow
AEC Q200	Yes
Packing	Blister (Plastic)Taping [180mm Reel]
Package Quantity	1000Pcs Min.
Weight	0.089g

# VLF504012MT-150M-CA

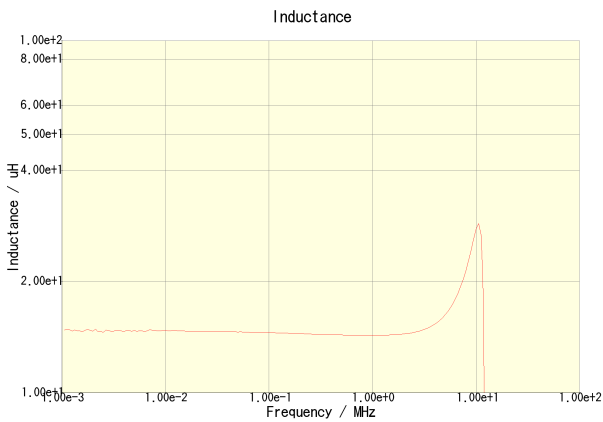
## Characteristic Graphs (This is reference data, and does not guarantee the product's characteristics.)



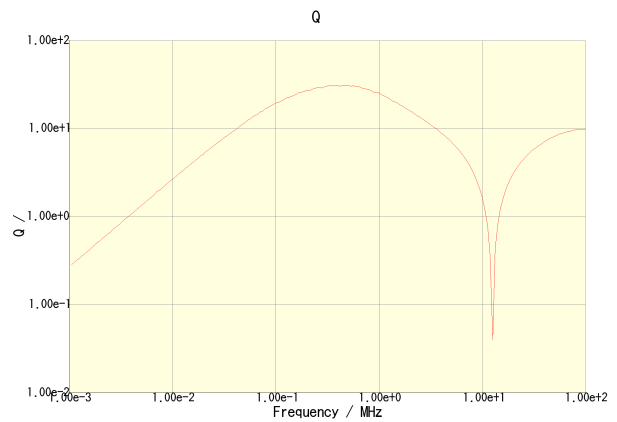
VLF504012MT-150M-CA



VLF504012MT-150M-CA



VLF504012MT-150M-CA

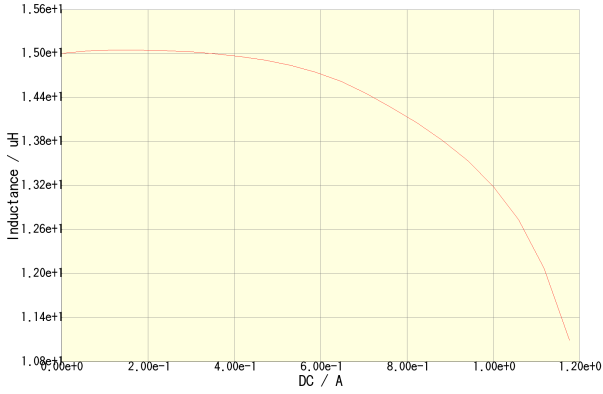


VLF504012MT-150M-CA

# VLF504012MT-150M-CA

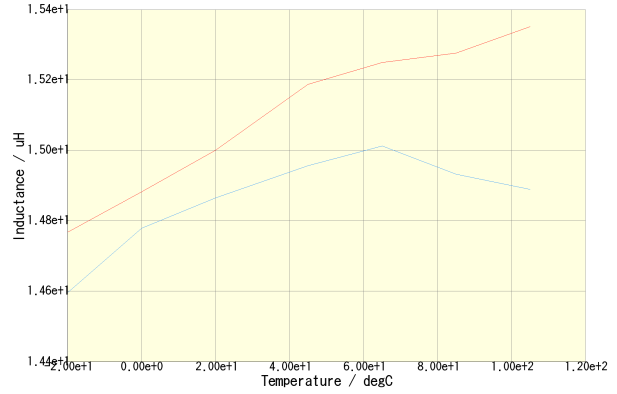
## Characteristic Graphs (This is reference data, and does not guarantee the product's characteristics.)

DC Bias Characteristic



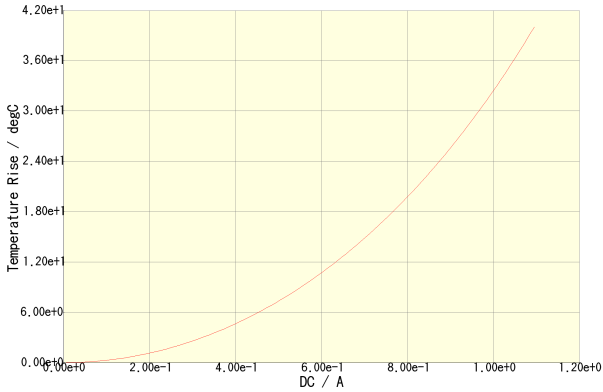
VLF504012MT-150M-CA(Amb. Temp. = 20degc)

Temperature Characteristic



VLF504012MT-150M-CA(DC = 0A) VLF504012MT-150M-CA(DC = 0.505A)

Temperature Rise by DC



VLF504012MT-150M-CA(Amb. Temp. = 20degc)