



Excellent Integrated System Limited

Stocking Distributor

Click to view price, real time Inventory, Delivery & Lifecycle Information:

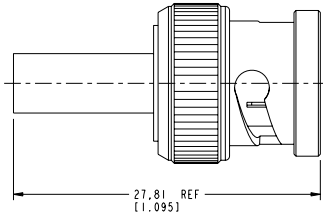
[Amphenol RF](#)
[031-80102](#)

For any questions, you can email us directly:

sales@integrated-circuit.com

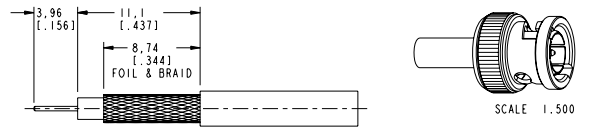
- NOTES:
- MATERIALS AND FINISHES:
 - BODY - PHOSPHOR BRONZE; NICKEL PLATING
 - CONTACT - BRASS, GOLD PLATING
 - FERRULE & SHELL - BRASS, NICKEL PLATING
 - INSULATOR - PTFE
 - ELECTRICAL:
 - A. IMPEDANCE: 75 OHM
 - B. FREQUENCY RANGE: DC - 4 GHz
 - C. VSWR(RETURN LOSS): 1.3 MAX.
 - D. DIELECTRIC WITHSTANDING VOLTAGE: 1500 VRMS, MIN.
 - MECHANICAL:
 - A. DURABILITY: 500 CYCLES, MIN.
 - B. TEMPERATURE RANGE: -65° C TO +165° C
 - FERRULE TO BE CRIMPED WITH A .178 HEX DIE. CONTACT TO BE CRIMPED WITH A .042 SQUARE DIE OR A 8 PT CRIMPER AMPHENOL NUMBER 227-T1200

▷ SHOWS CABLE ENTRY DIMENSIONS.

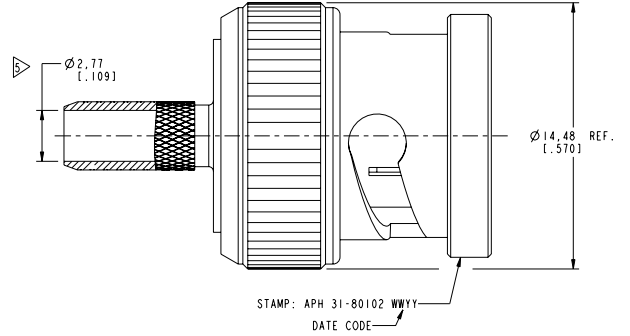
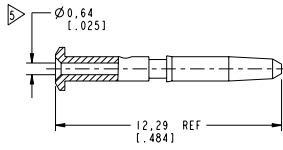
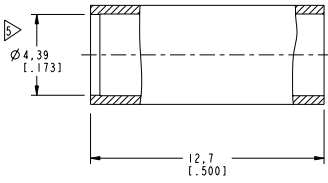


AFTER ASSEMBLY DIMENSIONS

REVISIONS				
REV	DESCRIPTION	DATE	ECO	APPR
A	RELEASE TO MFG	9/12/06	45950	SX
B	ADDED CRIMP TOOL NOTE	5/11/06	46083	CPM
C	FERRULE WAS CHANGED		46329	GSA
D	NOTE 4 WAS CHANGED; RD-DM09081101K	8/21/09	46681	SH
E	INSIDE SPRING; RD-DM09090201K	9/15/09	47768	SH
F	NOTE 4:227-T1200 WAS CTL-T1200/RD-DM110704011	15-Jul-11	48649	DH
G	STAMP WAS CHANGED/RD-DM110825011	05-Sep-11	48757	SCOTT



RECOMMENDED CABLE STRIPPING DIMENSIONS



CUSTOMER OUTLINE DRAWING
 ALL OTHER SHEETS ARE FOR INTERNAL USE ONLY

UNLESS OTHERWISE SPECIFIED, DIMENSIONS ARE IN METRIC AND TOLERANCES ARE: <0.5mm ±0.05mm 0.5 - 6mm ±0.1mm 6 - 30mm ±0.2mm 30 - 120mm ±0.3mm ANGLES ±1° NOTICE - These drawings, specifications, or other data (1) are, and remain the property of Amphenol Corp. (2) must be returned upon request; and (3) are confidential and not to be disclosed to any person other than those to whom they are given by Amphenol Corp. the furnishing of these drawings, specifications, or other data by Amphenol Corp., or to any other person to anyone for any purpose is not to be regarded by implication or otherwise in any manner licensing, granting rights to permitting such holder or any other person to manufacture, use or sell any product, process or design, patented or otherwise, that may in any way be related to or disclosed by said drawings, specifications, or other data.	MATERIAL	DRAWN	DATE	TITLE	Amphenol RF Danbury CT USA, Tainan, Taiwan, Shenzhen, China www.amphenolrf.com	
	SEE NOTE	I. XU	25-Aug-11	75 OHM BNC PLUG FOR BELDEN 8218 CABLE		
	REFERENCE	APPROVED	DATE	SCALE: 5.0:1.0	SHEET 2 OF 2	DRAWING NO. 31-80102
	EAR # 1674 AND 611x-3996	S. HSIEH	05-Sep-11	DWG SIZE B	REV G	ITEM NO. 31-80102
CONFIGURATION LEVEL: □□□□	CAD FILE				PART NO. 31-80102	
FINISH						