

Excellent Integrated System Limited

Stocking Distributor

Click to view price, real time Inventory, Delivery & Lifecycle Information:

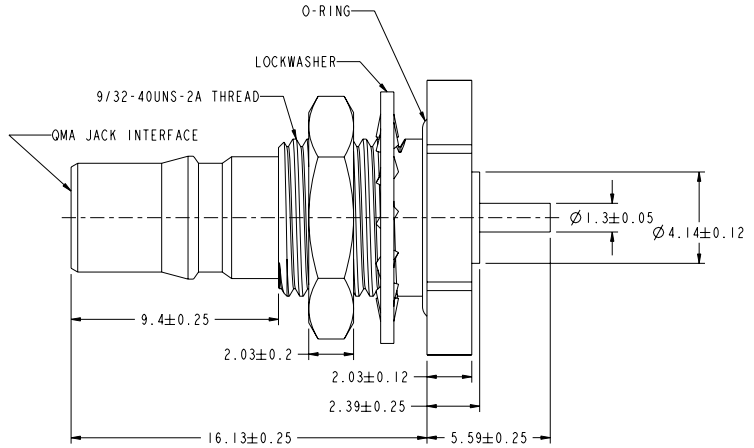
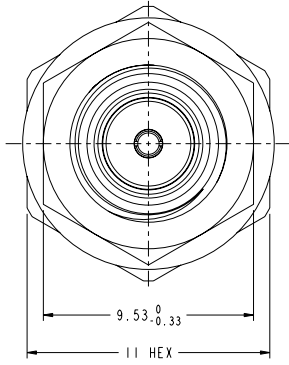
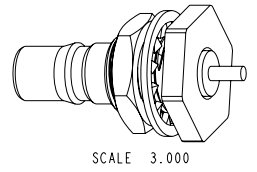
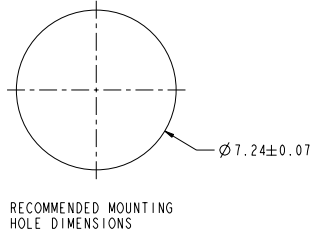
[Amphenol RE](#)
[930-175J-51S](#)

For any questions, you can email us directly:

sales@integrated-circuit.com

NOTES:

1. MATERIALS AND FINISHES:
 BODY - BRASS, NICKEL PLATING.
 CONTACT - BERYLLIUM COPPER, GOLD PLATING.
 INSULATOR - PTFE, NATURAL
 HEX NUT - BRASS, NICKEL PLATING.
 LOCKWASHER - BRASS, NICKEL PLATING.
 O-RING - FLUOROSILICONE, COLOR: BLUE
2. ELECTRICAL:
 A. IMPEDANCE: 50 OHM
 B. FREQUENCY RANGE: DC - 11 GHz
 C. VSWR(RETURN LOSS): 1.05(32 dB) MAX. 0-2 GHz
 D. DIELECTRIC WITHSTANDING VOLTAGE: 1000 VRMS. MIN.
3. MECHANICAL:
 A. DURABILITY: 100 CYCLES MIN.
 B. TEMPERATURE RANGE: -55°C - +85°C
 C. LEAKAGE: PROTECTED AGAINST 15 PSI MIN. OF WATER
 D. DESIGNED FOR PANEL THICKNESS: 0.050"-0.126"
4. PACKAGING:
 A. QUANTITY: SINGLE PACK
 B. MARKING: AMPHENOL RF, 930-175J-51S, AND DATE CODE



CUSTOMER OUTLINE DRAWING
 ALL OTHER SHEETS ARE FOR INTERNAL USE ONLY

UNLESS OTHERWISE SPECIFIED, DIMENSIONS ARE IN METRIC AND TOLERANCES ARE: 0.5 - 6mm ± 0.1mm 6 - 30mm ± 0.2mm 30 - 120mm ± 0.3mm ANGLES ± 1° NOTICE - These drawings, specifications, or other data (1) are, and remain the property of Amphenol Corp. (2) must be returned upon request; and (3) are confidential and not to be disclosed to any person other than those to whom they are given by Amphenol Corp. the furnishing of these drawings, specifications, or other data by Amphenol Corp., or to any other person to anyone for any purpose is not to be regarded by implications or otherwise in any manner licensing, granting rights to permitting such holder or any other person to manufacture, use or sell any product, process or design, patented or otherwise, that may in any way be related to or disclosed by said drawings, specifications, or other data.	MATERIAL	DRAWN	DATE	TITLE			Amphenol RF Danbury CT USA, Tainan, Taiwan, Shenzhen, China www.amphenolrf.com DRAWING NO. 930-175J-51S ITEM NO. 930-175J-51S PART NO. 930-175J-51S
		ENGINEER	DATE	QMA JACK, BULKHEAD PRESSURE SEALED			
	REFERENCE	B.C. GLEISSNER	DATE	SCALE: 6.0:1.0	SHEET	2 OF 2	
	615X-2255-100 EARA 2035	APPROVED	DATE	DWG SIZE	CODE ID	REV	
FINISH		K. CAPOZZI	30-Oct-08	B	74868	B	
		CAD FILE	I:QMA/930-175J-51S				