

Excellent Integrated System Limited

Stocking Distributor

Click to view price, real time Inventory, Delivery & Lifecycle Information:

[Amphenol Pcd](#)
[UCOM10G+RSB](#)

For any questions, you can email us directly:

sales@integrated-circuit.com

μCom-10Gb +

Harsh Environment 10Gb
Ethernet Micro Connectors



μCom-Series is a new range of connectors designed to address the latest trends of the industry : **miniaturization** and **high speed**, with the highest resistance for use in the **harshest environments**.

μCom-10Gb + is the first product of this new range.

MAIN FEATURES

- 10Gb+ exceeds 10Gb/s Ethernet following IEEE 802.3an-2006 : **10GBase-T**
- Cat.6A connector according to TIA568C.2 and ISO/IEC11801 standard
- Environmental testing based on **MIL-DTL-38999 series III** military specifications
- Miniature : **15 mm(.59") max** external diameter

FEATURES AND BENEFITS

- 4 pairs totally insulated throughout the connector
 - ➔ minimum cross-talk between the four pairs
- Patent pending special interfacial shapes
 - ➔ minimum perturbation at the interface of each pair
- Thread coupling mechanism
 - ➔ 2000 mating cycles & high vibration resistance
- Machined Brass shells and RoHS compliant plating
 - ➔ shell to shell continuity and 500h salt Spray resistance
- Machined & gold plated Solder and Crimp contacts
 - ➔ design & performance according to the innercontact of M39029/77-429#16 M39029/76-425#16 38999 contact
- Solder contact : max AWG24
- Crimp contact : AWG 24 to 26
- IP68 sealing mated and unmated for receptacles
- 1500 Vrms Dielectric Withstanding voltage
- Temperature range : - 55°C / + 125°C

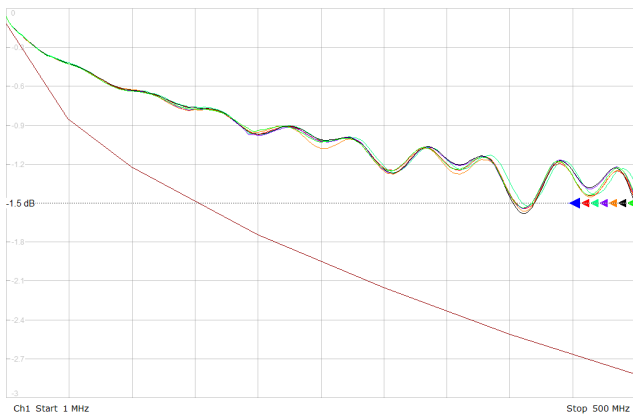
MARKETS & APPLICATIONS

- **DEFENSE** : C4ISR, Battlefield Communications, Shipboard, Ground Vehicles Vetronics.
- **AERONAUTICAL** : In Flight Entertainment, Avionics, Communication Systems.
- **RAIL MASS TRANSIT** : Passenger Information Systems, Communication Systems.

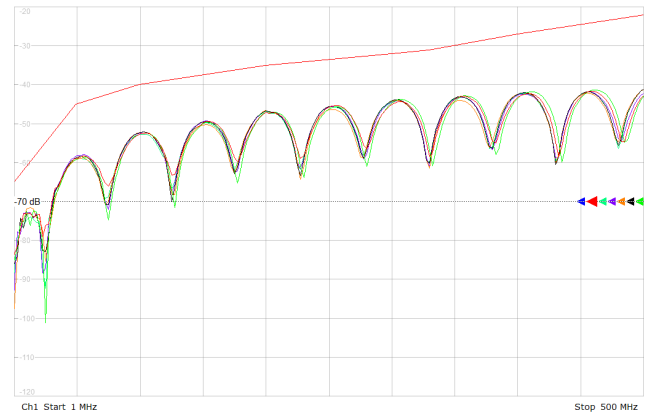


TRANSMISSION DATA

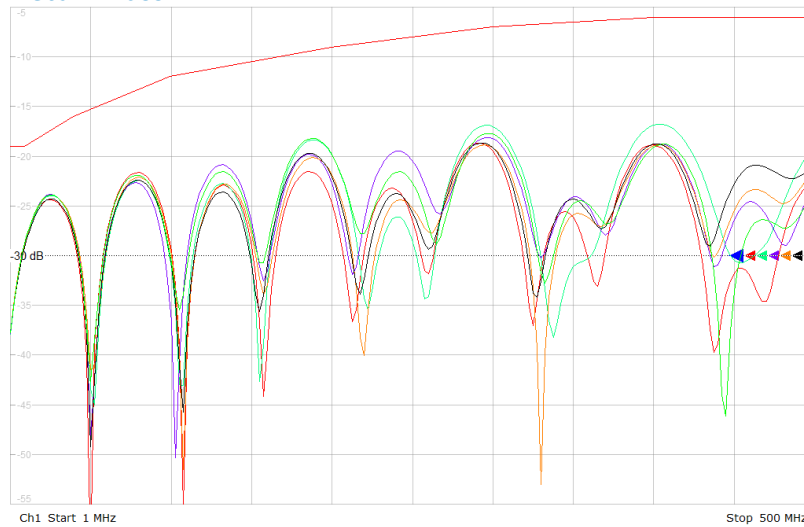
Insertion Loss



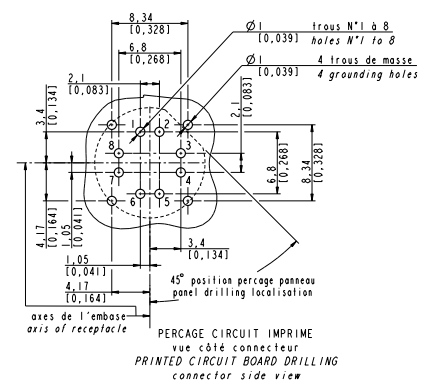
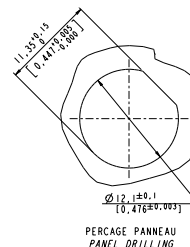
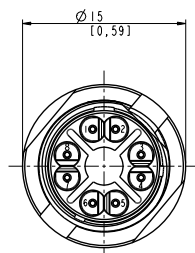
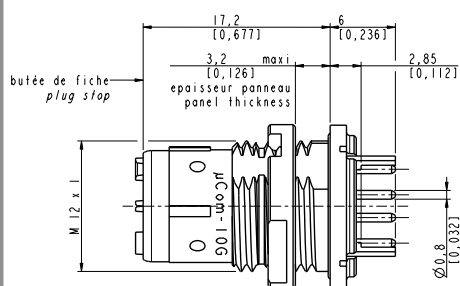
Next 1-2



Return Loss

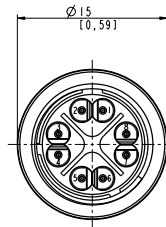
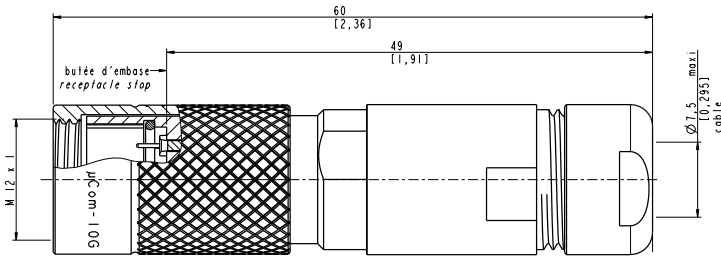


RECEPTACLE

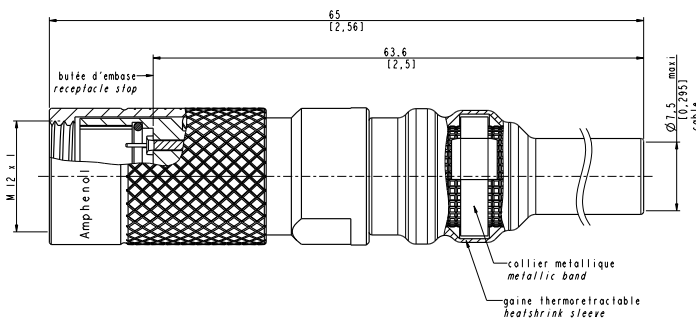


PLUGS & CORDSETS

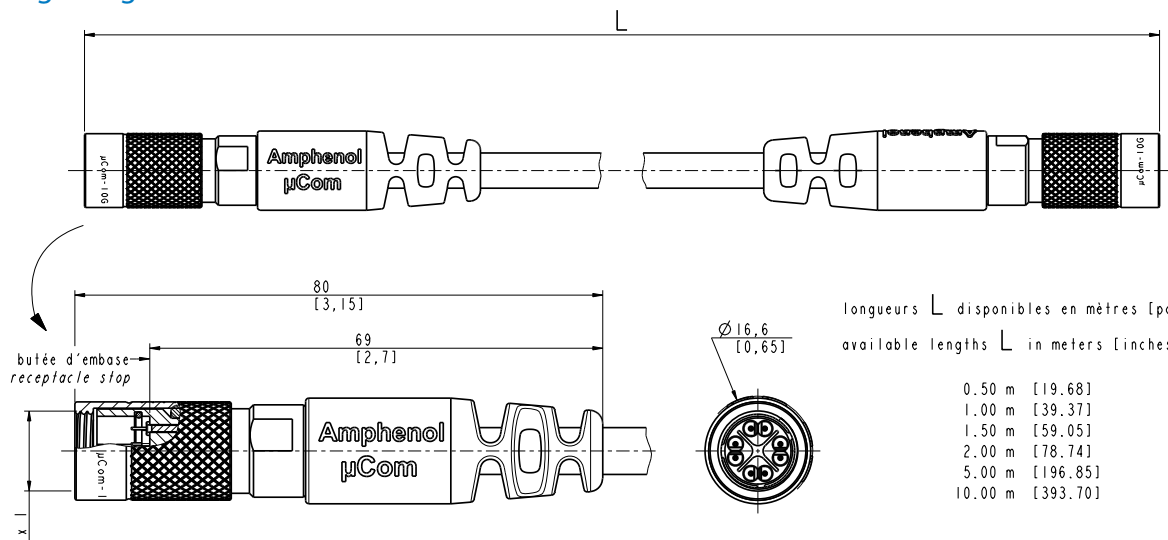
Plug with Gland Backshell



Plug with Band Backshell



Plug - Plug Cordsets



longueurs L disponibles en mètres [pouces]:
 available lengths L in meters [inches] :

0.50 m	[19.68]
1.00 m	[39.37]
1.50 m	[59.05]
2.00 m	[78.74]
5.00 m	[196.85]
10.00 m	[393.70]

Type of Cable used : CAT 7 HFFR
 According to EN 50288-4-2



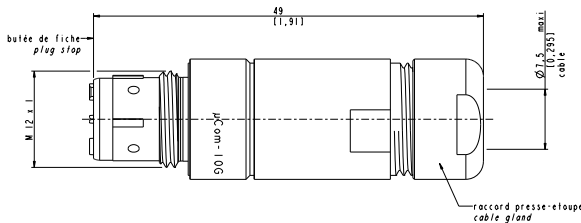
- Stranded bare copper wire (26 AWG)
- 4 Screened twisted pairs: 2 wires twisted to a pair, Aluminated foil overlapped
- Shield braiding of tinned copper wires, about 80% coverage
- Strain member of Kevlar

- Jacket in black Polyurethane (PUR), glossy finish, acc to DIN VDE 0282
- External diameter 7.0 +/-0.3 mm
- UV & Hydrolysis resistant, Halogen free, RoHS compliant
- Max Pull force: 800 N, Weight : about 54 kg/km
- Temperature : - 40°C / + 85°C

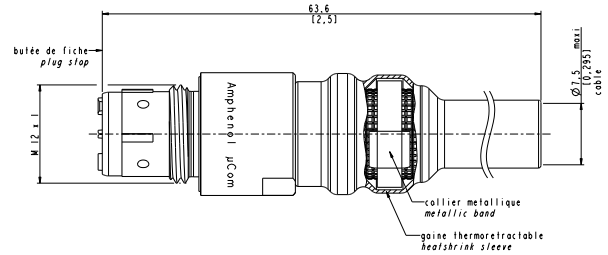
For full dimensions, please ask for Customer Drawing

IN LINE RECEPTACLES

In line receptacle with Gland Backshell

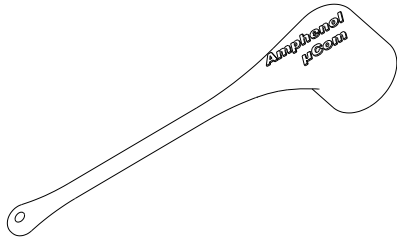


In line receptacle with Band Backshell



TOOLS AND ACCESSORIES

Receptacle Caps
Neoprene Version P/N : 31091

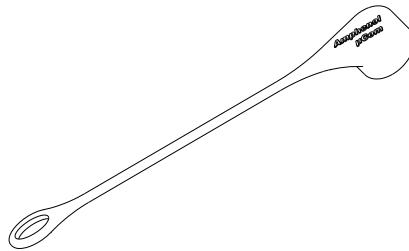


Nota : plan a type M3 hole on the panel

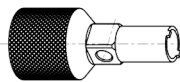
Metal Version P/N : 31057



Plug Caps
Neoprene Version P/N : 31092



Receptacle Nut Clamping tool
P/N : 31055



Crimp Contact insertion tool
P/N : 31056



Contact positioner
For M22520/2-01 crimping tool
P/N : 31095



HOW TO ORDER

Receptacles

µCom - 10G + R P B

- Shell**
- R Receptacle (push-pull or thread)
- Contacts Termination**
- P PCB
- S Solder
- Shell Plating**
- B Black Nickel
- G Olive drab Cadmium
- U Unplated Brass

Plugs & In Line Receptacles

µCom - 10G + P T C B B A

- Shell**
- L In Line Receptacle
- P Plug
- Mating (for plugs only)**
- T Thread
- Contacts Termination**
- C Crimp
- S Solder
- Shell Plating**
- B Black Nickel
- G Olive drab Cadmium
- U Unplated Brass
- Backshell Type**
- G Gland
- B Band
- Cable Diameter (For Gland Backshell Only)**
- A: for cable diam 7,5 mm
- B: TBD

Plugs-Plugs Cordsets

with Cat7 HFFR Cable, Outdoor PUR jacket

µCom - 10G + C T C B 0 1 5

- Shell**
- C Plug - Plug Cordset
- F Plug Cordset-open
- Mating (for plugs only)**
- T Thread
- Contacts Termination**
- C Crimp
- S Solder
- Shell Plating**
- B Black Nickel
- G Olive drab Cadmium
- U Unplated Brass
- Total Length**
- 005 : 50 cm [19,68]
- 010 : 1,0 m [39,37]
- 015 : 1,5 m [59,05]
- 020 : 2,0 m [78,74]
- 050 : 5,0 m [196,85]
- 100 : 10,0 m [393,70]