

Excellent Integrated System Limited

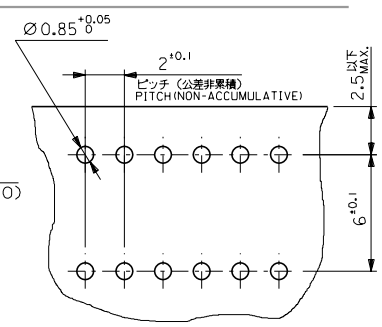
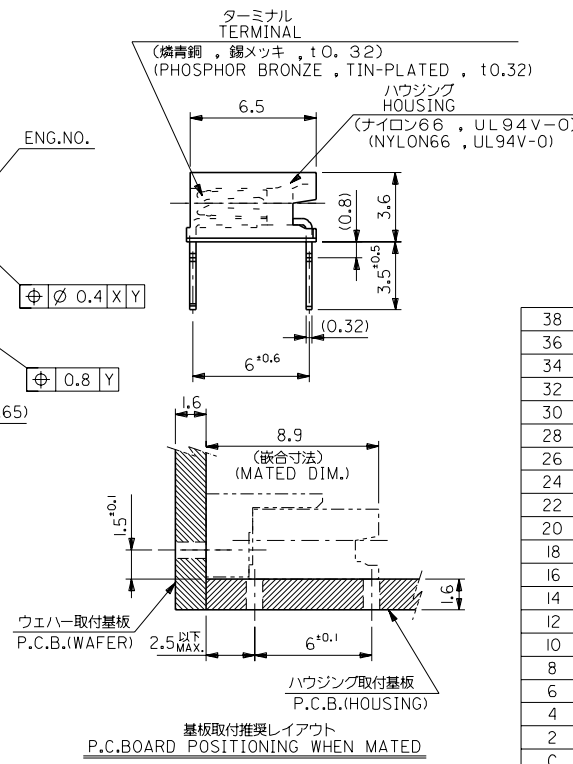
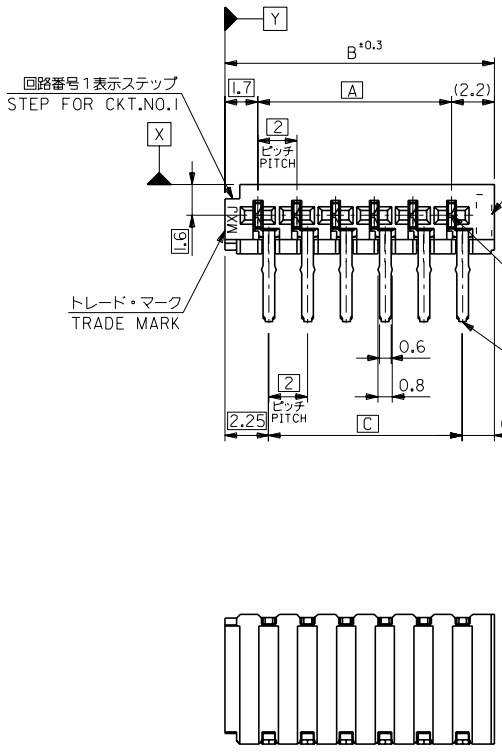
Stocking Distributor

Click to view price, real time Inventory, Delivery & Lifecycle Information:

[Molex Connector Corporation](#)
[39-51-3040](#)

For any questions, you can email us directly:
sales@integrated-circuit.com

DWG. NO. SD-5513-NAPB
E
D
C
B
A
DIMENSIONS IN METRIC DO NOT SCALE DRAWING



基板取付穴推奨寸法
RECOMMENDED P.C. BOARD HOLE DIM.

38	41.9	38	39-51-3200	5513-20 APB	20
36	39.9	36	- 3190	- 19 APB	19
34	37.9	34	4 - 3180	4 - 18 APB	18
32	35.9	32	- 3170	- 17 APB	17
30	33.9	30	- 3160	- 16 APB	16
28	31.9	28	- 3150	- 15 APB	15
26	29.9	26	- 3140	- 14 APB	14
24	27.9	24	- 3130	- 13 APB	13
22	25.9	22	- 3120	- 12 APB	12
20	23.9	20	- 3110	- 11 APB	11
18	21.9	18	- 3100	- 10 APB	10
16	19.9	16	- 3090	- 09 APB	9
14	17.9	14	- 3080	- 08 APB	8
12	15.9	12	- 3070	- 07 APB	7
10	13.9	10	- 3060	- 06 APB	6
8	11.9	8	- 3050	- 05 APB	5
6	9.9	6	7 - 3040	7 - 04 APB	4
4	7.9	4	- 3030	- 03 APB	3
2	5.9	2	39-51-3020	5513-02 APB	2
C	B	A	EDP NO.	ENG. NO.	機軸 CKT.

基板取付推奨レイアウト
P.C. BOARD POSITIONING WHEN MATED

注記
NOTE
1. 嵌合相手 : 5512-NA
MATES WITH 5512-NA

角度 ANGLE	+3°	再作図 REDRAWN (JC60218)	1.3	95/0/6
30以上 OVER	+0.3	記号 LTR	変更内容 REVISION RECORD	DR
10以上 30未満 UNDER	+0.25	DATE		
10未満 UNDER	+0.2			
一般公差 GENERAL TOLERANCES				

材料 MATERIAL	図中参照 DESCRIBED IN THE DRAWING	MOLEX-JAPAN CO.,LTD. 日本モレックス株式会社
仕上げ FINISH	—	REVISE ONLY ON CAD SYSTEM
適用電線範囲 WIRE RANGE	—	TITLE 名称 2.0 BOARD TO BOARD CONN. HSG. ASSY
被覆外径 INS. RANGE	—	DWG. NO. SD-5513-NAPB
DRAWN BY 95/0/6 TYASUI	CHK'D BY 95/0/11 H.HIRAMOTO	REV E
APP'D BY 96/0/11 M.FUKUSHIMA	尺度 SCALE 5 : 1	

THIS DRAWING CONTAINS INFORMATION THAT IS PROPRIETARY TO MOLEX(JAPAN) AND SHOULD NOT BE USED WITHOUT WRITTEN PERMISSION
本図面は日本モレックス(株)の所有する情報を含むもので 当社の許可なく複製を禁止する。 EN-01C(032)MXJ-32