

Excellent Integrated System Limited

Stocking Distributor

Click to view price, real time Inventory, Delivery & Lifecycle Information:

[Johanson Technology Inc.](#)
[1900HP41C0500E](#)

For any questions, you can email us directly:

sales@integrated-circuit.com

"High Frequency Ceramic Solutions"

1.9 GHz High Pass Filter **P/N 1900HP41C0500**
 Detail Specification: 12/16/08 Page 1 of 2

General Specifications

Part Number	1900HP41C0500
Freq Range (MHz)	1650 - 2150
Insertion Loss	2.0 dB max.
Return Loss	8.5 dB min.
Ripple (dB)	0.25 max @ 1650~1675MHz (+ 25°C)
Attenuation (min.)	27 dB @ 950 - 1450 MHz

Impedance	50 Ω
Input Power	500 mW max.
Reel Quantity	2,000
Operating Temperature	-40 to +85°C
Storage Temperature	+5 to +35°C, Humidity: 45-75%RH, 12 mos. Max*

* - 1 yr shelf life in bag; 1 week shelf life out of bag

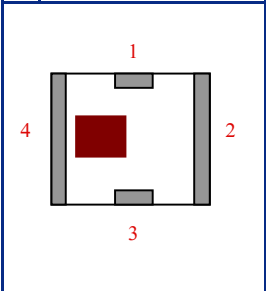
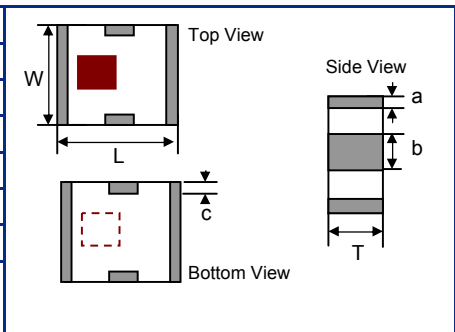
Termination Style	100% Tin	Suffix = "None"	eg. 1900HP41C0500
	Tin / Lead	Suffix = "/Pb"	eg. 1900HP41C0500/Pb

Terminal Configuration

No.	Function
1	IN
2	GND
3	OUT
4	GND

Mechanical Dimensions

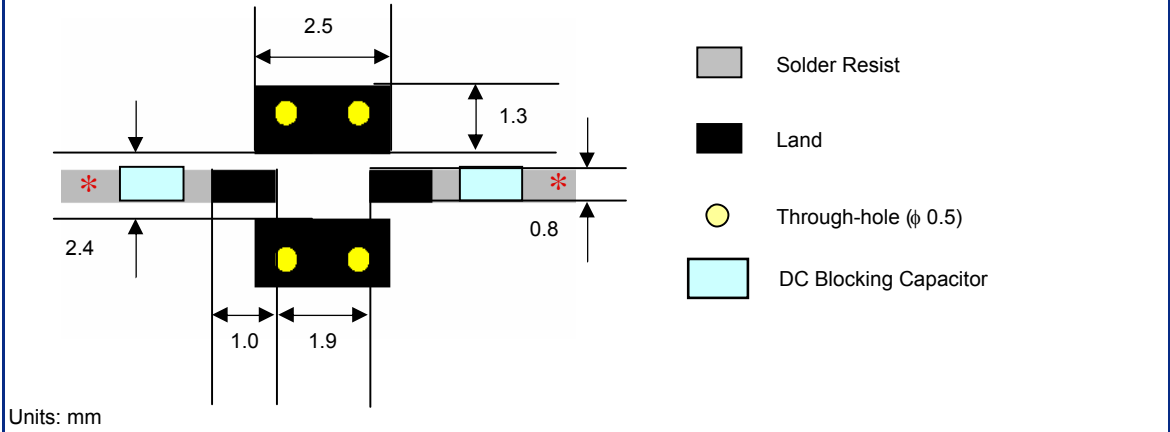
	In	mm
L	0.126 ± 0.008	3.20 ± 0.20
W	0.098 ± 0.008	2.50 ± 0.20
T	0.059 ± 0.004	1.50 ± 0.10
a	0.016 ± 0.008	0.40 ± 0.20
b	0.024 ± 0.008	0.60 ± 0.20
c	0.012 ± 0.006	0.30 ± 0.15



Mounting Considerations

Mount these devices with brown mark facing up.

- * Line width should be designed to provide 50Ω characteristic impedance, depending on PCB material and thickness.
- * DC Blocking capacitor is connected in series at each In/Out Port.



Units: mm

Johanson Technology, Inc. reserves the right to make design changes without notice.
 All sales are subject to Johanson Technology, Inc. terms and conditions.

"High Frequency Ceramic Solutions"

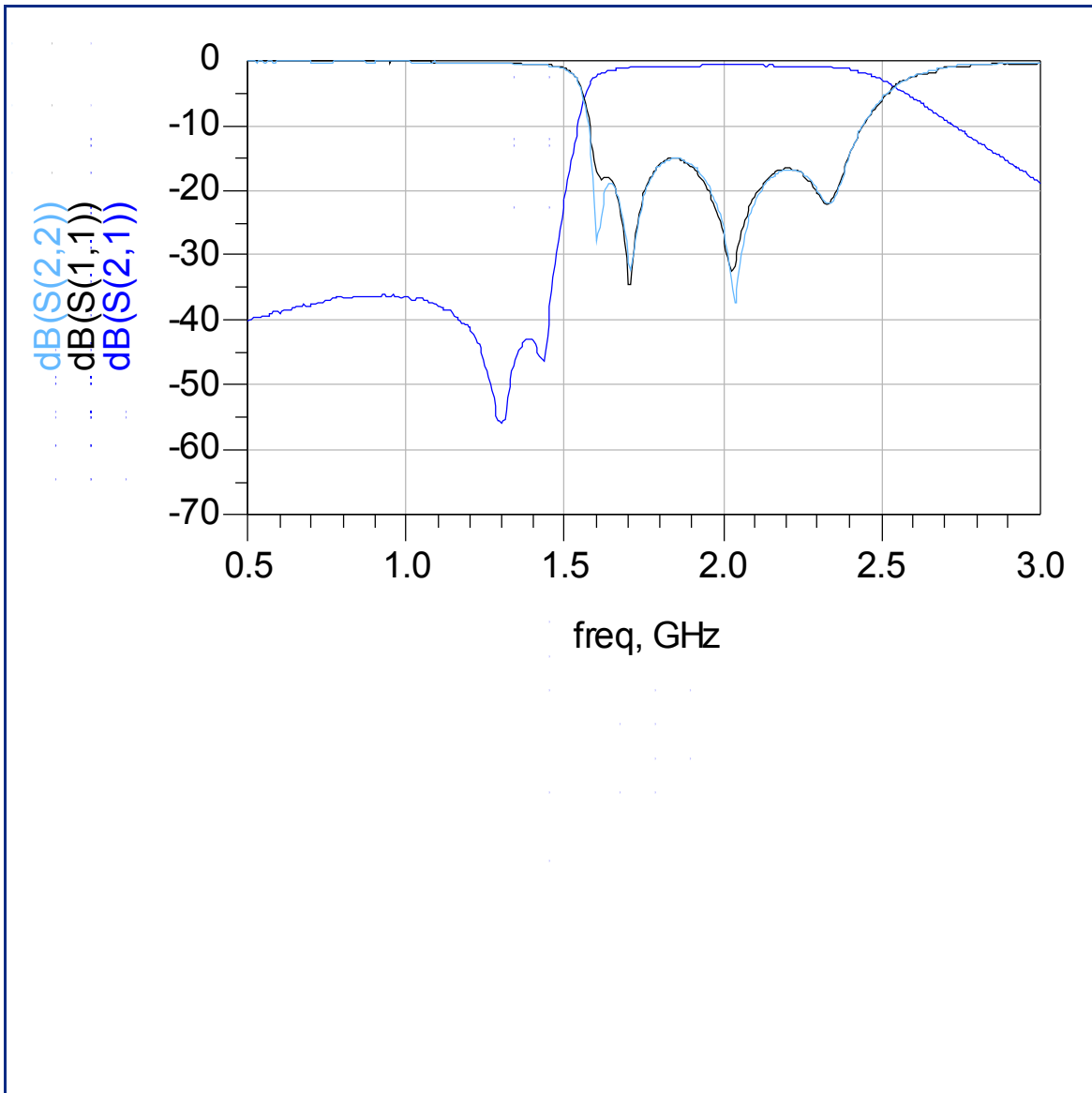
1.9 GHz High Pass Filter

P/N 1900HP41C0500

Detail Specification: 12/16/08

Page 2 of 2

Typical Electrical Performance (T=25°C)



Johanson Technology, Inc. reserves the right to make design changes without notice.

All sales are subject to Johanson Technology, Inc. terms and conditions.