

Excellent Integrated System Limited

Stocking Distributor

Click to view price, real time Inventory, Delivery & Lifecycle Information:

[Molex Connector Corporation](#)
[0638243400](#)

For any questions, you can email us directly:

sales@integrated-circuit.com

Extractor Tool for CMX Receptacle Connector

Extractor Tool	molex	
	Application Tooling Specification Sheet	Order No. 63824-3400

FEATURES

- This Extractor Tool is for opening the Secondary Lock from 65 Circuit CMX Receptacle.

SCOPE

Products: CMX Receptacle Connector Assembly, 65 Circuits, Right and Left Slide Orientation.

Housing Series No	Housing Order No.			
502725	502725-6511	502725-6512	502725-6521	502725-6522
560065	560065-6511	560065-6512	560065-6521	560065-6522

OPERATION:

Opening the (TPA) Secondary Lock

On a CMX receptacle assembly follow the steps below:

1. Insert the extractor tool into the (2) side slots of the (TPA) secondary lock on each sides until it stops. See Figure 1.

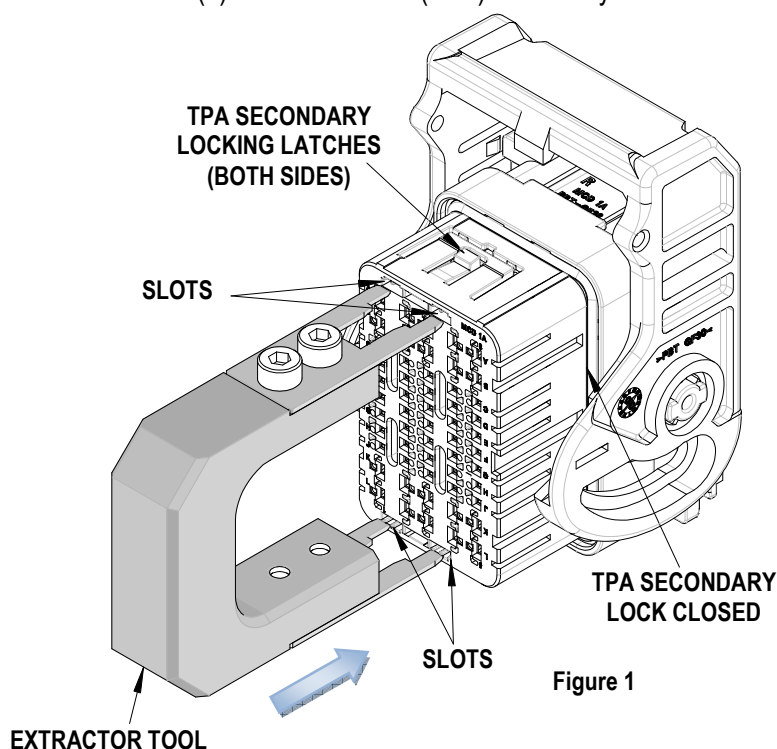



Figure 1

Extractor Tool for CMX Receptacle Connector

2. While keeping the extractor tool in this position pull down on the sides of the (TPA) secondary lock without touching the latches.
3. Pull the TPA out just enough so that the locking latches are visible.  **Do not remove the TPA.** See Figure 2.
4. Remove the extractor tool and check the position of the TPA.

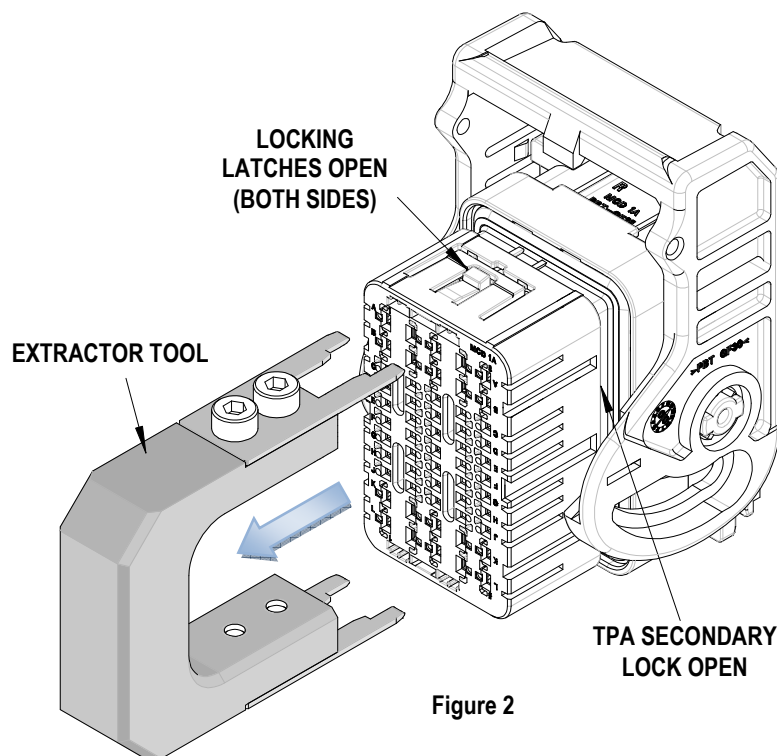


Figure 2

CAUTION: Molex specifications are valid only when used with Molex terminals, applicators and tooling.

Molex does not offer repair parts for Extractor Tools due to the inexpensive nature of these tools.

Contact Information

For more information on Molex application tooling please contact Molex at 1-800-786-6539.

Visit our Web site at <http://www.molex.com>