Excellent Integrated System Limited

Stocking Distributor

Click to view price, real time Inventory, Delivery & Lifecycle Information:

Amphenol Commercial Products
FCE17A15PN200

For any questions, you can email us directly:
sales@integrated-circuit.com

Distributor of Amphenol Commercial Products: Excellent Integrated System Limited
Datasheet of FCE17A15PN200 - D-Sub Connector Plug, Male Pins 15 Position Through Hole Solder
Contact us: sales@integrated-circuit.com Website: www.integrated-circuit.com

REVISIONS			
REV	ECN, ERN NO.	DATE	APPRD.
C	PRODUCT DRAWING (EAR 13733)	JUN23/10	K.L.

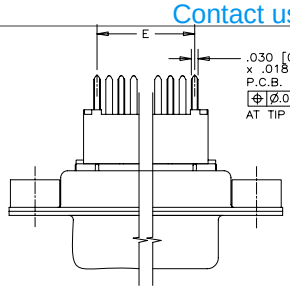

CAPACITANCE SCHEMATIC
FOR EACH POSITON

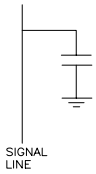

ORDERING CODE: F C E 1 7 – E 0 9 P N – 2 E 0 G

SERIES
FCE17=FILTERED D–SUB, RoHS

SIZE/NUMBER OF CONTACTS
E09, A15, B25, OR C37

CONNECTOR STYLE
P=PIN
S=SOCKET

TERMINATION TYPE
N=VERTICAL MOUNT PC TAIL,
.470 [11.94] FLANGE TO BOARD

MOUNTING
2=.120[3.05] DIA THROUGH HOLE
3=#4–40 UNC SELF–LOCKING THREAD
4=#4–40 UNC THREAD
5=#4–40 THREADED STANDOFF
6=M3 x 0.5 THREAD
A=#4–40 THREADED STANDOFF
WITH BOARDLOCK
E=CODE 4 MOUNTING WITH #4–40 UNC
HEX JACK SOCKETS SUPPLIED
F=#4–40 FIXED FRONT JACK SOCKETS

CONTACT FINISH/GOLD THICKNESS
NO DIGIT=STANDARD 15 MICROINCHES
[0.38 MICRONS] GOLD ON
MATING AREA
G=50 MICROINCHES [1.27 MICRONS]
GOLD ON MATING AREA
K=30 MICROINCHES [0.76 MICRONS]
GOLD ON MATING AREA

MODIFIER
0=STANDARD

FILTER CAPACITANCE

D=50 pF	5=1000 pF
B=100 pF	7=1200 pF
0=180 pF	6=1300 pF
T=220 pF	J=1500 pF
F=330 pF	E=2200 pF
L=380 pF	9=5600 pF
1=470 pF	8=47000 pF
2=680 pF	N=NO FILTERS
4=820 pF	

REFER TO AMPHENOL CATALOGUE FOR
FILTER PERFORMANCE CHARACTERISTICS

SOCKET

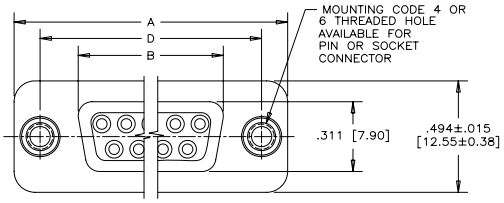

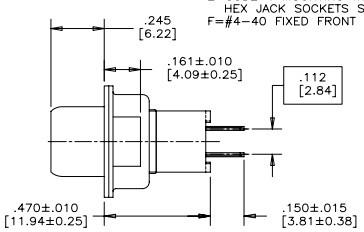

PIN

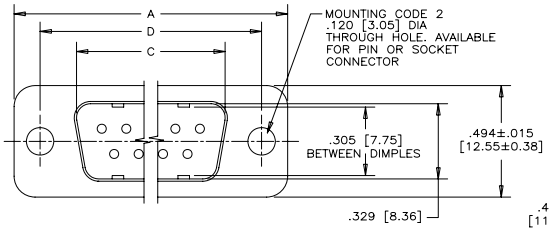

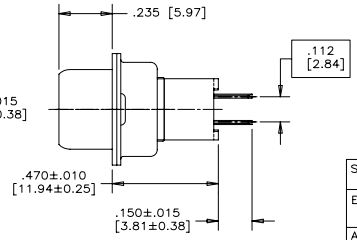

NOTES:

1) MATERIALS: ALL MATERIALS ARE RoHS COMPLIANT.
   – SHELL: STEEL, TIN PLATED
   – CONTACTS: PHOSPHOR BRONZE, GOLD PLATED OVER 50μ" [1.27 MICRONS] NICKEL IN THE MATING AREA AND 100μ" [2.54 MICRONS] MIN. MATTE TIN ON THE TAILS.
   – INSULATOR: ENGINEERING THERMOPLASTIC, GLASS REINFORCED, UL FLAMMABILITY RATING 94V–0, COLOUR: BLACK
   – BOARDLOCK: COPPER ALLOY, TIN PLATED.
   – MOUNTING HARDWARE, STEEL OR COPPER ALLOY, TIN OR NICKEL PLATED.
2) CONTACT RESISTANCE: 15 MILLIOHMS MAXIMUM
3) INSULATION RESISTANCE: 3000 MEGOHMS MINIMUM
4) CURRENT RATING: 5 AMPS MAXIMUM
5) OPERATING TEMPERATURE: –40°C TO 85°C
6) TOLERANCE ±.005 [0.13] UNLESS INDICATED OTHERWISE.

SIZE	STYLE	A±.015 [0.38]	B±.005 [0.13]	C±.005 [0.13]	D±.005 [0.13]	E BSC.
E09	PIN	1.213 [30.81]	-----	.666 [16.92]	.984 [24.99]	.432 [10.97]
	SOCKET		.643 [16.33]	-----		
A15	PIN	1.541 [39.14]	-----	.994 [25.25]	1.312 [33.32]	.756 [19.20]
	SOCKET		.971 [24.66]	-----		
B25	PIN	2.088 [53.04]	-----	1.534 [38.96]	1.852 [47.04]	1.304 [33.12]
	SOCKET		1.511 [38.38]	-----		
C37	PIN	2.729 [69.32]	-----	2.182 [55.42]	2.500 [63.50]	1.956 [49.68]
	SOCKET		2.159 [54.84]	-----		

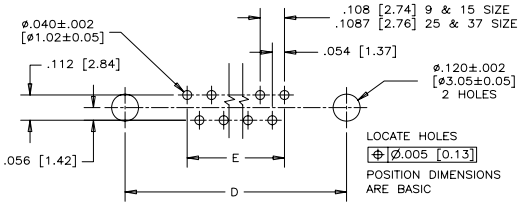

RECOMMENDED P.C.B. LAYOUT
(COMPONENT SIDE OF BOARD)

SEE SHEET 2
FOR ADDITIONAL
MOUNTING OPTIONS

DRAWN	A.CHENG	DATE JAN12/06
DESIGNED		
CHECKED	K.LAMBIE	JAN12/06
I. E. APPRD.		
Q. A. APPRD.		
DWG. APPRD.		
ENG. REL. NO.		
REF.	EAR 12900	
DIMENSIONS ARE IN	INCHES [mm]	CODE ID. NO. 03554

Amphenol Canada Corp.

FCE17 SERIES FILTERED D–SUB CONNECTOR,
PIN & SOCKET, VERTICAL MOUNT P.C.B. TAIL,
.470 [11.94] FLANGE TO BOARD, RoHS COMPLIANT

DWG	DRAWING NO.	REV.
C	P–FCE17–XXXXN–XX0X	C

SCALE 3/1 | WT. ------ | SURF. ---- | SHEET 1 OF 2

THIS DOCUMENT CONTAINS PROPRIETARY INFORMATION AND SUCH INFORMATION MAY NOT BE DISCLOSED TO OTHERS FOR ANY PURPOSE OR USED FOR MANUFACTURING PURPOSES WITHOUT WRITTEN PERMISSION FROM AMPHENOL CANADA CORP.

Distributor of Amphenol Commercial Products: Excellent Integrated System Limited
Datasheet of FCE17A15PN200 - D-Sub Connector Plug, Male Pins 15 Position Through Hole Solder
Contact us: sales@integrated-circuit.com Website: www.integrated-circuit.com

ADDITIONAL MOUNTING OPTIONS AVAILABLE
FOR PIN OR SOCKET CONNECTOR

REVISIONS			
REV	ECN, ERN NO.	DATE	APPRD.
C	PRODUCT DRAWING (EAR 13733)	JUN23/10	K.L.

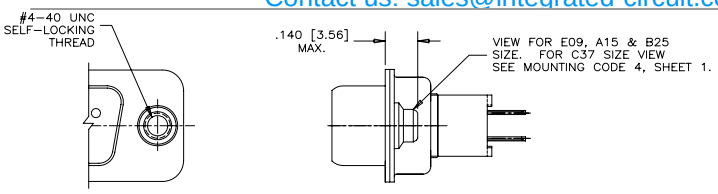

PARTIAL FRONT VIEW END VIEW

MOUNTING CODE 3

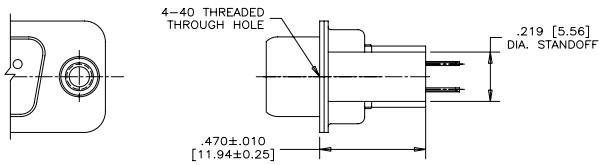

PARTIAL FRONT VIEW END VIEW

MOUNTING CODE 5

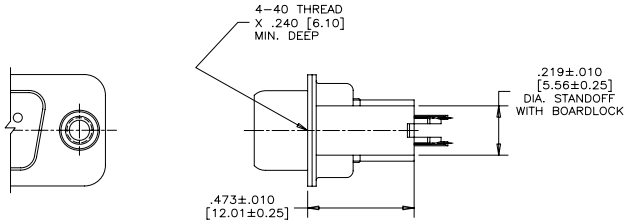

PARTIAL FRONT VIEW END VIEW

MOUNTING CODE A

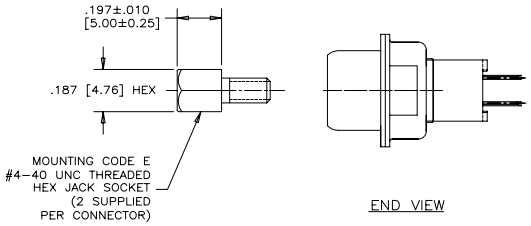

END VIEW

MOUNTING CODE E

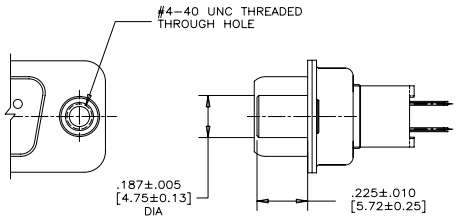

PARTIAL FRONT VIEW END VIEW

MOUNTING CODE F

THIS DOCUMENT CONTAINS PROPRIETARY INFORMATION AND SUCH INFORMATION MAY NOT BE DISCLOSED TO OTHERS FOR ANY PURPOSE OR USED FOR MANUFACTURING PURPOSES WITHOUT WRITTEN PERMISSION FROM AMPHENOL CANADA CORP.

DRAWN	A.CHENG	DATE JAN12/06	Amphenol Canada Corp.
DESIGNED			
CHECKED	K.LAMBIE	JAN12/06	FCE17 SERIES FILTERED D–SUB CONNECTOR, PIN & SOCKET, VERTICAL MOUNT P.C.B. TAIL, .470 [11.94] FLANGE TO BOARD, RoHS COMPLIANT
I. E. APPRD.			
Q. A. APPRD.			
DWG. APPRD.			
ENG. REL. NO.			DWG C — DRAWING NO. P–FCE17–XXXXN–XX0X — REV. C
REF.	EAR 12900		
DIMENSIONS ARE IN INCHES [mm]	CODE ID. NO. 03554		SCALE 3/1 — WT. ——— — SURF. ——— — SHEET 2 OF 2